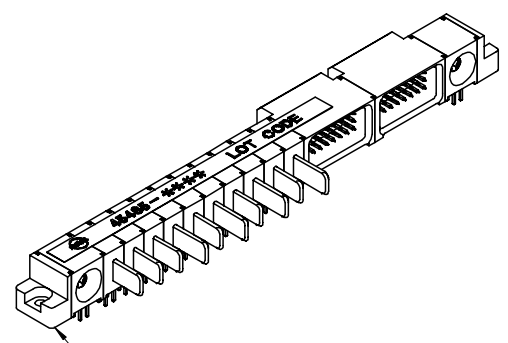
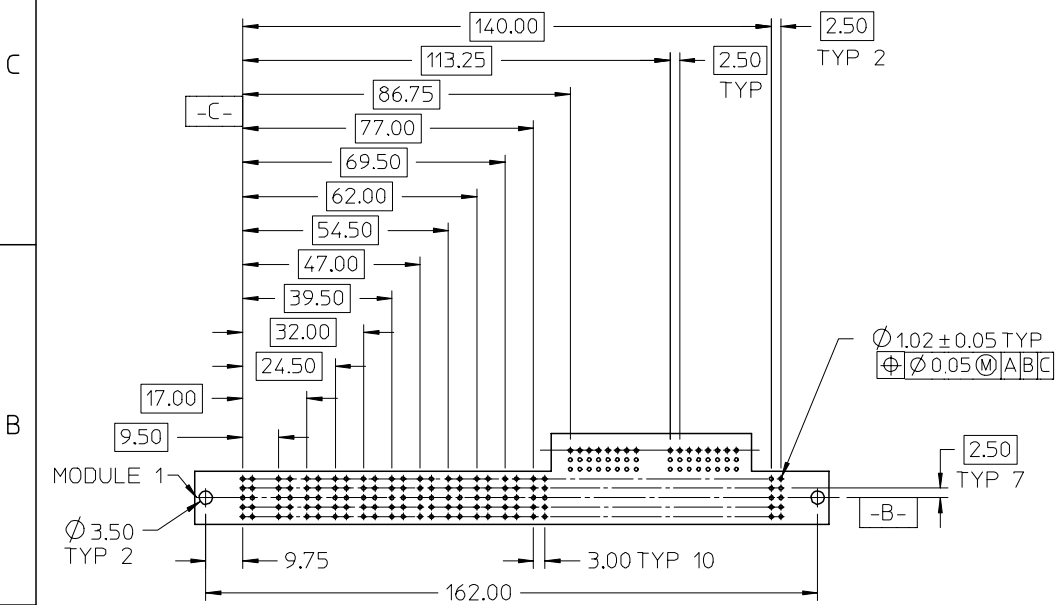
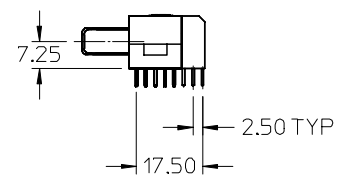
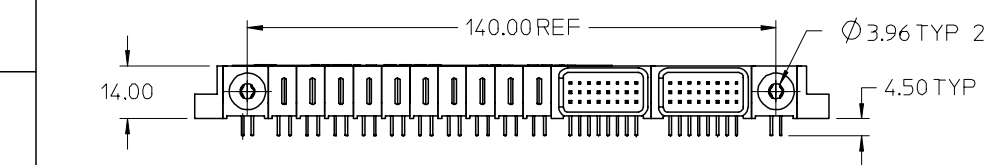


- NOTES:
1. MATERIAL: LCP, GLASS FILLED, UL94V-0, BLACK.  
CONTACTS: COPPER ALLOY
  2. FINISH: SELECT GOLD: 30 MI MIN.  
SELECT TIN: 100 MI MIN.  
BOTH OVER NICKEL
  3. PRODUCT SPECIFICATION: PS-45424-001.
  4. PACKAGING SPECIFICATION: PK-45485-001.



|        |        |        |        |        |        |        |        |        |        |        |        |        |        |        |        |
|--------|--------|--------|--------|--------|--------|--------|--------|--------|--------|--------|--------|--------|--------|--------|--------|
| PD 500 | PD 516 | PD 105 | PD 105 | PD 105 | PD 106 | PD 105 | PD 106 | PD 105 | PD 106 | PD 105 | PD 106 | PD 302 | PD 302 | PD 516 | PD 501 |
|--------|--------|--------|--------|--------|--------|--------|--------|--------|--------|--------|--------|--------|--------|--------|--------|

PCB LAYOUT: COMPONENT SIDE  
PCB THICKNESS: 3.18  
PCB TOLERANCE: ±0.05

|                     |                            |                         |                         |
|---------------------|----------------------------|-------------------------|-------------------------|
| EC NO: UCP2006-0917 | DRWN: ADRA TNDL 2005/11/03 | CHKD: KSAMEC 2005/11/03 | APPR: APATEL 2005/11/10 |
| REV                 | DESCRIPTION                |                         |                         |

|                                       |       |
|---------------------------------------|-------|
| GENERAL TOLERANCES (UNLESS SPECIFIED) |       |
| mm                                    | INCH  |
| 4 PLACES ± ---                        | ± --- |
| 3 PLACES ± ---                        | ± --- |
| 2 PLACES ± 0.25                       | ± --- |
| 1 PLACE ± 0.38                        | ± --- |
| ANGULAR ± 1/2°                        |       |
| DRAFT WHERE APPLICABLE                |       |
| MUST REMAIN WITHIN DIMENSIONS         |       |

|   |                     |   |                           |
|---|---------------------|---|---------------------------|
| SCALE 1:2   | DESIGN UNITS METRIC | THIRD ANGLE PROJECTION                                  | REVISE ON CAD ONLY        |
| DIMENSION STYLE MM ONLY   |                     | TITLE   |                           |
| DRAWN BY SAMIEC DATE 2004/08/18   |                     | POWER DOCK ASSEMBLY<br>POWER<br>RIGHT ANGLE SOLDER TAIL |                           |
| CHECKED BY SAMIEC DATE 2004/08/18   |                     | MOLEX INCORPORATED                                      |                           |
| APPROVED BY MARGULIS DATE 2004/08/18  |                     | MATERIAL NO. 45485-0177                                 | DOCUMENT NO. SD-45485-177 |
| THIS DRAWING CONTAINS INFORMATION THAT IS PROPRIETARY TO MOLEX INCORPORATED AND SHOULD NOT BE USED WITHOUT WRITTEN PERMISSION |                     | SHEET NO. 1 OF 1  | A                         |