

# 2mm ELEVATED SOCKET ESQT SERIES

## SPECIFICATIONS

For complete specifications see [www.samtec.com?ESQT](http://www.samtec.com?ESQT)

**Insulator Material:**  
Black Liquid Crystal Polymer

**Contact Material:**  
Phosphor Bronze

**Plating:**  
Sn or Au over 50µ" (1.27µm) Ni

**Current Rating:**  
3A @ 80°C ambient

**Operating Temp Range:**  
-55°C to +125°C

**Contact Resistance:**  
10 mΩ max

**Insertion Depth:**  
(2.62mm) .103" to (5.03mm) .198" with (0.38mm) .015" wipe

**Max Cycles:**  
100 with 10µ" (0.25µm) Au

**Insertion Force:**  
(Single contact only) 4oz (1.11N) avg

**Withdrawal Force:**  
(Single contact only) 3oz (0.83N) avg

**RoHS Compliant:**  
Yes

**Processing:**  
Max Processing Temp: 230°C for 60 seconds, or 260°C for 20 seconds 3x for -S, -D & -Q (230°C for 60 seconds only for -T, -5 & -6)

**Lead-Free Solderable:**  
Yes, for -S, -D & -Q (Wave only for -T, -5 & -6)

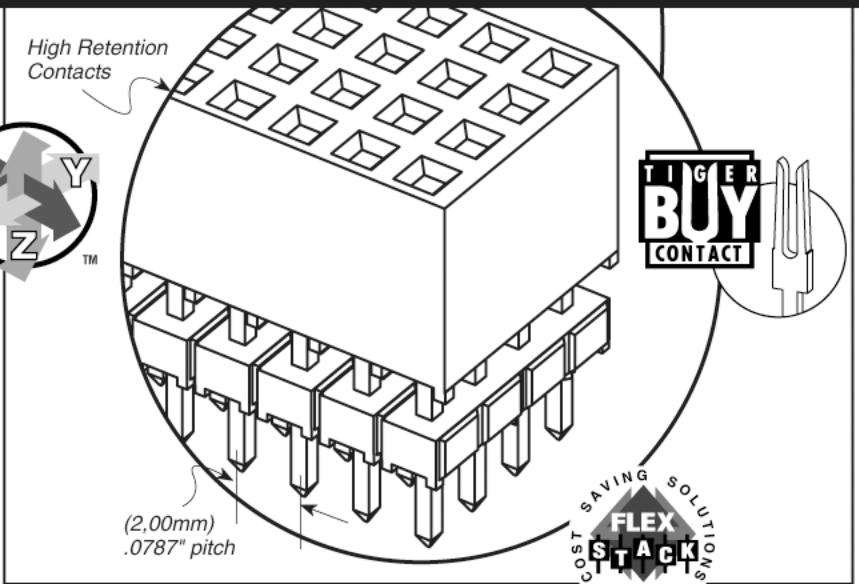


AMBIENT TEMP	CURRENT RATING
20°C	5.5A
40°C	5A
60°C	4A
80°C	3A

**Mates with:**  
TMMH, TMM, MTMM, MMT, TW, LTMM, ZLTMM, ESQT



High Retention Contacts



**Note:** This Series is non-standard, non-returnable.

ESQT	NO. PINS PER ROW	LEAD STYLE	PLATING OPTION	ROW OPTION	BODY HEIGHT	OTHER OPTION
02 thru 50	Specify LEAD STYLE from chart	-G = 20µ" (0.51µm) Gold (Recommended for self-nesting) -M = 20µ" (0.51µm) Gold on contact, Matte Tin on tail -L = 10µ" (0.25µm) Gold on contact, Matte Tin on tail -F = Gold flash on contact, Matte Tin on tail	-S = Single Row -D = Double Row -T = Triple Row -Q = Quad Row -5 = Five Row -6 = Six Row	- "XXX" = Body Height (in inches) (7.87mm) .310" minimum for -S, -D, -Q (9.53mm) .375" minimum for -T, -5, -6	- "XXX" = Polarized Position (Indicate position number)	

## Also Available

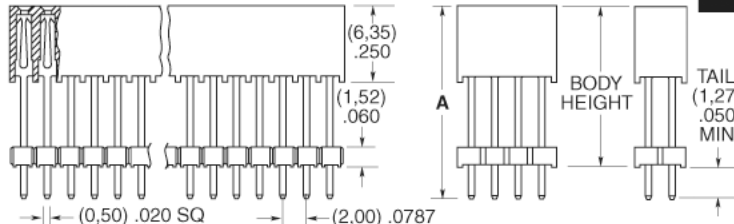
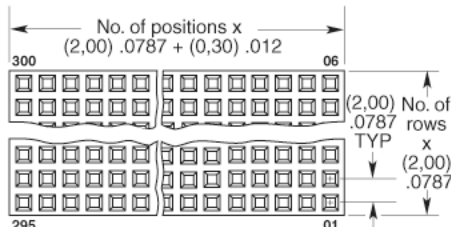
**Surface Mount**  
See SQW and TLE Series.

**Low Profile**  
See CLT Series.

**High Reliability**  
See SMM Series.

**Right Angle**  
See SQW Series.

**PC104+ Sockets**  
See ESQT-368 and PTHF Series.



**ALSO AVAILABLE**

Paste In Hole (PIH) processing. Contact Samtec ASP Group. (Not recommended for stack through applications)

LEAD STYLE	A	MAX TAIL	MAX BODY HEIGHT
-02	(21,59) .850	(13,72) .540	(20,32) .800
-03	(11,63) .458	(3,76) .148	(10,36) .408

Due to technical progress, all designs, specifications and components are subject to change without notice.

[WWW.SAMTEC.COM](http://WWW.SAMTEC.COM)