




RL-1505

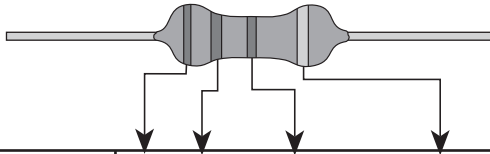
RL-1506, RL-1507, RL-1508 MINI-INDUCTORS

CONFORMALLY COATED



MARKING

The nominal inductance is marked by a color code as listed in the table below.



Color	Nominal inductance (μH)			Tolerance
	First figure	Second figure	Decade Power Multiplier	
Black	0		1	$\pm 20\%$
Brown	1		10	
Red	2		100	
Orange	3		1000	
Yellow	4		-	
Green	5		-	
Blue	6		-	
Purple	7		-	
Grey	8		-	
White	9		-	
Gold	--		0.1	$\pm 5\%$
Silver	--		0.01	$\pm 10\%$

Small inductors having high Q and low distributed capacity. Excellent for use where space, weight and size is a factor. Temperature range: -25°C to $+85^{\circ}\text{C}$. Suitable for automatic insertion. Standard industry color codes identify

values

Temperature Range: -25°C to $+85^{\circ}\text{C}$.

Available in bulk or as tape and reel.

Quantities specified below:

PART NO.	PIECES PER REEL
RL-1505	2500
RL-1506	5000
RL-1507	5000
RL-1508	2000



RENCO ELECTRONICS, INC.

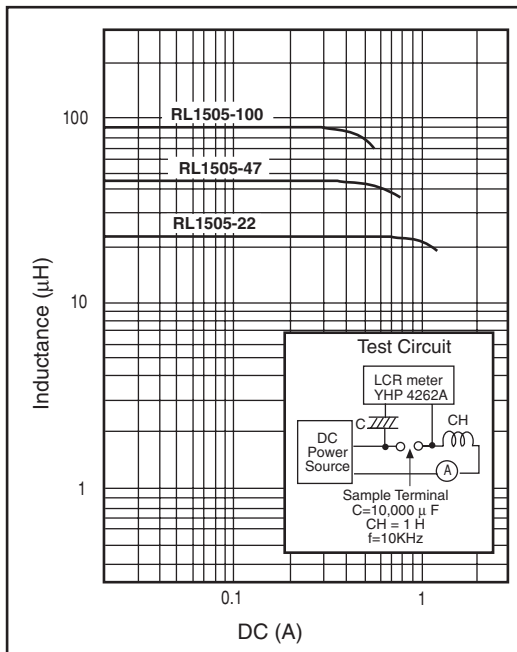
595 International Place, Rockledge, FL 32955-4200 USA

(321) 637-1000 • Toll Free Engineering Hot line 800-645-5828

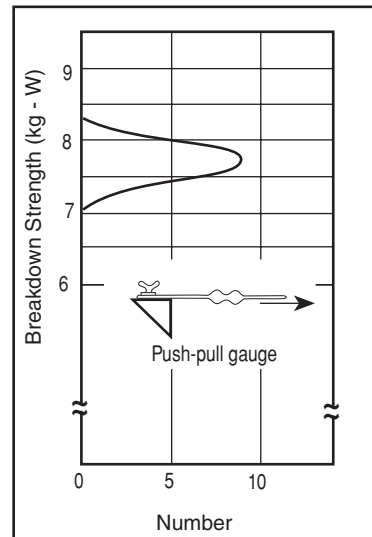
SINCE 1955 Fax: (321) 637-1600 Web Site: www.rencousa.com E-mail: sales@rencousa.com

RL-1505 Renco Part No.	Nominal Inductance (μH)	Inductance Tolerance	Q (min.)	Self-resonant frequency (MHz) (min.)	DC Resistance Ω max	Allowed DC (mA)	Measuring frequency (MHz)	
RL-1505-12	12	± 10%	30	11.0	0.15	1.05	2.52	
RL-1505-15	15			10.0	0.16	1.00		
RL-1505-18	18			9.0	0.18	0.82		
RL-1505-22	22			8.0	0.19	0.80		
RL-1505-27	27			7.0	0.21	0.70		
RL-1505-33	33			6.0	0.22	0.60		
RL-1505-35	35		20	5.5	0.30	0.54		
RL-1505-47	47			5.0	0.32	0.52		
RL-1505-56	56			4.5	0.36	0.49		
RL-1505-68	68		30	4.0	0.40	0.45	0.796	
RL-1505-82	82			3.7	0.43	0.40		
RL-1505-100	100			3.3	0.56	0.37		
RL-1505-120	120				3.0	1.10	0.31	
RL-1505-150	150				2.6	1.20	0.27	
RL-1505-180	180				2.3	1.30	0.25	
RL-1505-220	220			2.0	1.40	0.22		

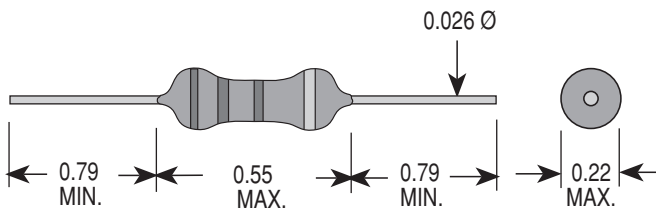
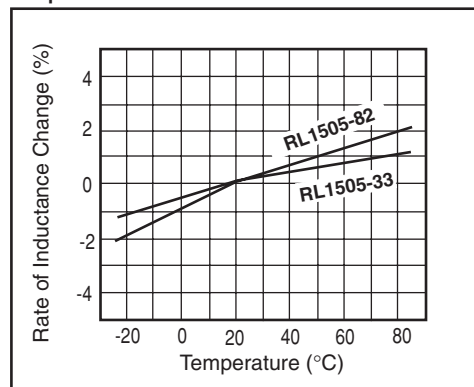
DC Characteristics



Tensile Strength



Temperature Characteristics



ALL DIMENSIONS IN INCHES



RENCO ELECTRONICS, INC.

595 International Place, Rockledge, FL 32955-4200 USA

(321) 637-1000 • Toll Free Engineering Hot line 800-645-5828

SINCE 1955 Fax: (321) 637-1600 Web Site: www.rencousa.com E-mail: sales@rencousa.com

RL-1506								
Renco Part No.	Nominal Inductance (μH)	Inductance Tolerance	Q (min.)	Self-resonant frequency (MHz)	DC Resistance Ω max	Allowed DC (mA)	Measuring frequency (MHz)	
RL-1506-.22	0.22	± 20%	45	300	0.10	1400	25.2	
RL-1506-.27	0.27			270	0.11	1320		
RL-1506-.33	0.33			250	0.12	1280		
RL-1506-.39	0.39			230	0.13	1200		
RL-1506-.47	0.47			220	0.14	1150		
RL-1506-.56	0.56			200	0.15	1100		
RL-1506-.68	0.68			190	0.16	1030		
RL-1506-.82	0.82			172	0.17	980		
RL-1506-1.0	1.0			157	0.19	920		
RL-1506-1.2	1.2			50	0.21	880		7.96
RL-1506-1.5	1.5			50	0.23	830		
RL-1506-1.8	1.8			55	0.25	790		
RL-1506-2.2	2.2			55	0.28	750		
RL-1506-2.7	2.7			60	0.30	720		
RL-1506-3.3	3.3	65	0.34	670				
RL-1506-3.9	3.9	65	0.37	640	7.96			
RL-1506-4.7	4.7	65	0.39	620				
RL-1506-5.6	5.6	70	0.43	590				
RL-1506-6.8	6.8	75	0.48	550				
RL-1506-8.2	8.2	80	0.52	530				
RL-1506-10	10.0	65	0.58	500				
RL-1506-12	12.0	65	0.63	480				
RL-1506-15	15.0	50	0.72	460				
RL-1506-18	18.0	50	0.77	430				
RL-1506-22	22.0	50	0.84	410				
RL-1506-27	27.0	55	0.94	390		2.52		
RL-1506-33	33.0	55	1.03	370				
RL-1506-39	39.0	50	1.12	350				
RL-1506-47	47.0	45	1.22	340				
RL-1506-56	56.0	45	1.34	320				
RL-1506-68	68.0	40	1.47	305				
RL-1506-82	82.0	35	1.62	290				
RL-1506-100	100.0	30	1.80	275				
RL-1506-120	120.0	30	2.00	260				
RL-1506-150	150.0	55	3.70	185				
RL-1506-180	180.0	45	4.20	175				
RL-1506-220	220.0	50	4.60	165				
RL-1506-270	270.0	55	5.10	155				
RL-1506-330	330.0	65	5.80	145				
RL-1506-390	390.0	65	6.40	137				
RL-1506-470	470.0	65	7.00	133				
RL-1506-560	560.0	60	7.70	126	0.252			
RL-1506-680	680.0	60	8.50	120				
RL-1506-820	820.0	55	9.40	113				
RL-1506-1000	1000.0	55	10.50	105				
		50	14.00	100				
		50	14.00	100				



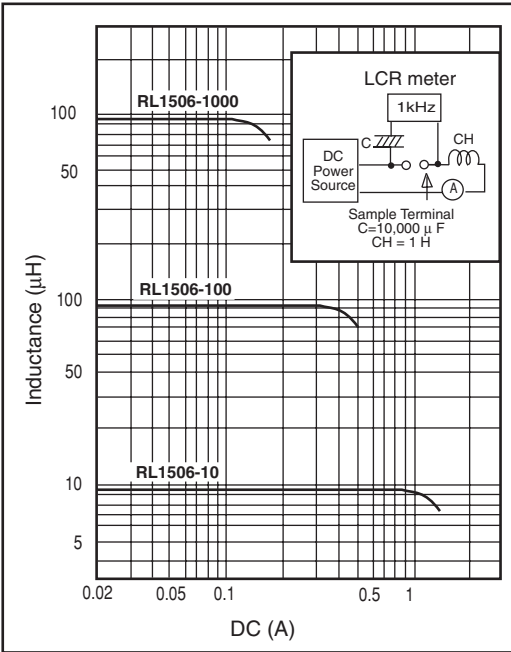
RENCO ELECTRONICS, INC.

595 International Place, Rockledge, FL 32955-4200 USA

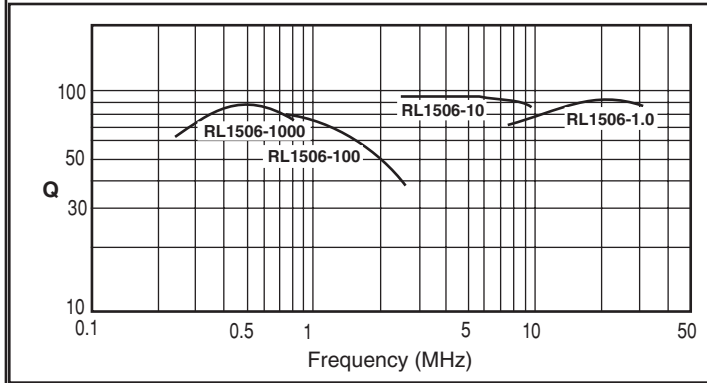
(321) 637-1000 • Toll Free Engineering Hot line 800-645-5828

Fax: (321) 637-1600 Web Site: www.rencousa.com E-mail: sales@rencousa.com

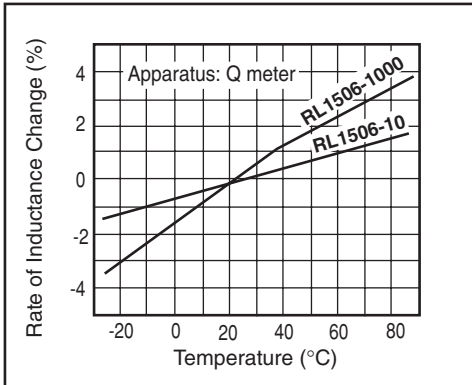
DC Characteristics



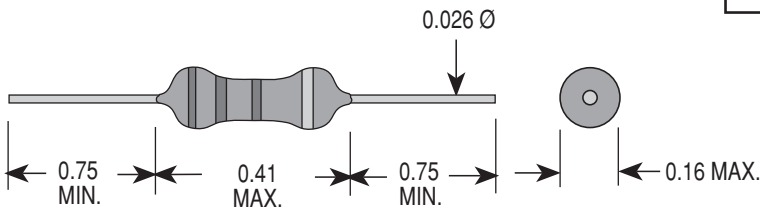
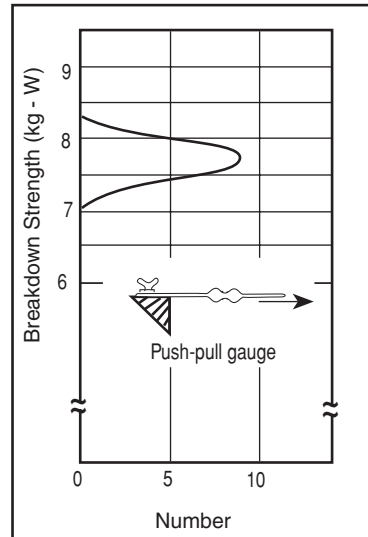
Q-Frequency Characteristics



Temperature Characteristics



Tensile Strength



ALL DIMENSIONS IN INCHES



RENCO ELECTRONICS, INC.

595 International Place, Rockledge, FL 32955-4200 USA

(321) 637-1000 • Toll Free Engineering Hot line 800-645-5828

SINCE 1955

Fax: (321) 637-1600 Web Site: www.rencousa.com E-mail: sales@rencousa.com

RL-1507 Renco Part No.	Nominal Inductance (μH)	Inductance Tolerance	Q (min.)	Self-resonant frequency (MHz)	DC Resistance Ω max	Allowed DC (mA)	Measuring frequency (MHz)	
RL-1507-.22	0.22	± 20%	35	150	0.40	400	25.2	
RL-1507-.27	0.27			150	0.43	380		
RL-1507-.33	0.33			150	0.48	370		
RL-1507-.39	0.39			150	0.51	350		
RL-1507-.47	0.47			40	150	0.56		330
RL-1507-.56	0.56				150	0.61		320
RL-1507-.68	0.68		150		0.67	310		
RL-1507-.82	0.82		150		0.74	290		
RL-1507-1.0	1.0		± 10%	50	150	0.80	270	7.96
RL-1507-1.2	1.2				144	0.90	260	
RL-1507-1.5	1.5				131	1.0	250	
RL-1507-1.8	1.8				121	1.1	240	
RL-1507-2.2	2.2				110	1.2	230	
RL-1507-2.7	2.7				100	1.3	220	
RL-1507-3.3	3.3	94			1.4	210		
RL-1507-3.9	3.9	65			1.6	200		
RL-1507-4.7	4.7	56			1.7	190		
RL-1507-5.6	5.6	48			1.9	180		
RL-1507-6.8	6.8	37			2.0	175		
RL-1507-8.2	8.2	25			2.2	165		
RL-1507-10	10.0	21			2.5	160		
RL-1507-12	12.0	19			2.5	150		
RL-1507-15	15.0	17	2.8	145				
RL-1507-18	18.0	13	3.1	140				
RL-1507-22	22.0	9.6	3.4	130				
RL-1507-27	27.0	7.2	3.8	125				
RL-1507-33	33.0	6.3	4.1	120				
RL-1507-39	39.0	6.3	4.5	115				
RL-1507-47	47.0	6.3	4.9	110				
RL-1507-56	56.0	6.2	5.3	105				
RL-1507-68	68.0	5.7	5.8	100				
RL-1507-82	82.0	5.3	6.3	95				
RL-1507-100	100.0	4.8	7.0	90				
RL-1507-120	120.0	3.8	13.0	90				
RL-1507-150	150.0	3.5	15.0	85				
RL-1507-180	180.0	3.3	16.0	80				
RL-1507-220	220.0	3.0	17.0	75				
RL-1507-270	270.0	2.8	19.0	65				
RL-1507-330	330.0	2.6	20.0	60				
RL-1507-390	390.0	2.4	22.0	55				
RL-1507-470	470.0	2.25	24.0	55				
RL-1507-560	560.0	2.10	26.0	50				
RL-1507-680	680.0	1.95	28.0	45				
RL-1507-820	820.0	1.85	30.0	40				
RL-1507-1000	1000.0	1.40	33.0	40				
							0.796	



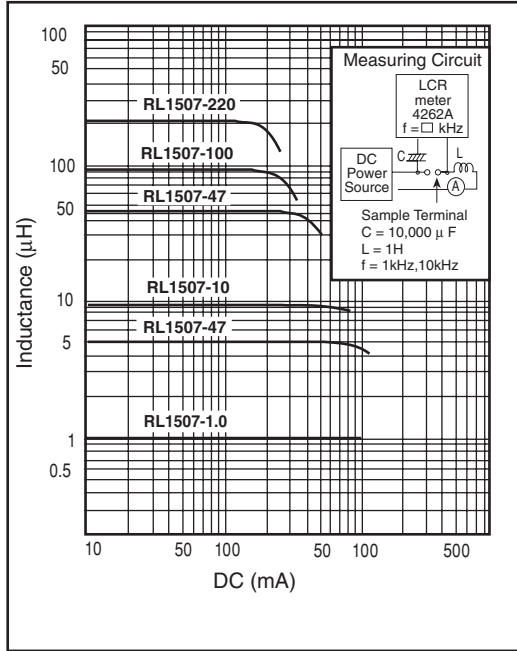
RENCO ELECTRONICS, INC.

✉ 595 International Place, Rockledge, FL 32955-4200 USA

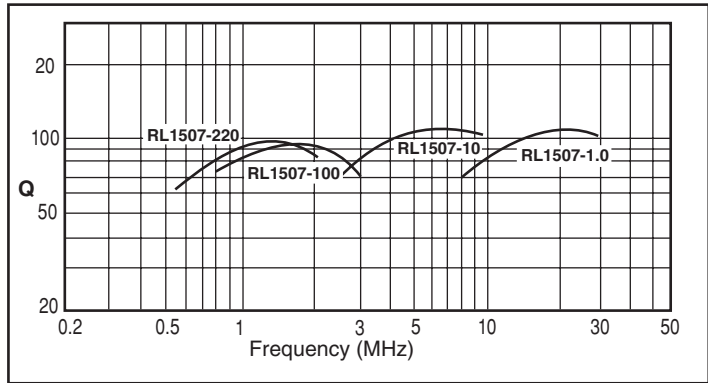
☎ (321) 637-1000 • Toll Free Engineering Hot line 800-645-5828

📠 Fax: (321) 637-1600 🌐 Web Site: www.rencousa.com ✉ E-mail: sales@rencousa.com

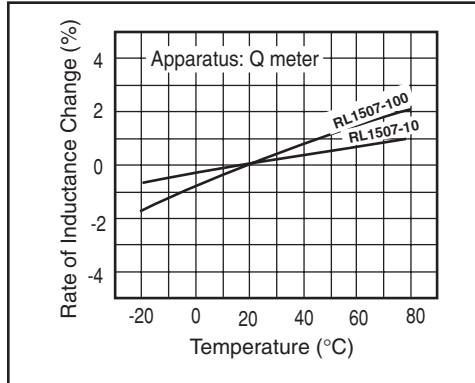
DC Characteristics



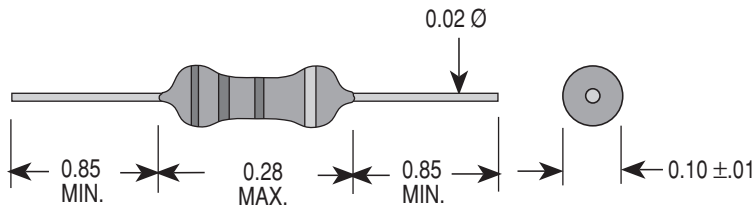
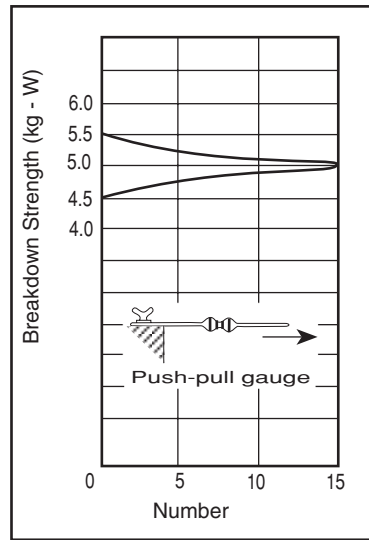
Q-Frequency Characteristics



Temperature Characteristics



Tensile Strength



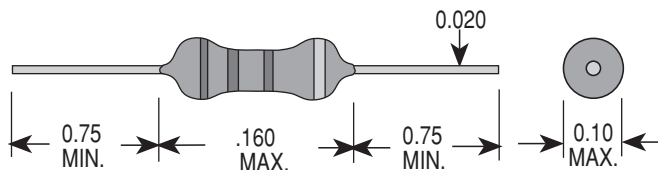
RENCO ELECTRONICS, INC.

595 International Place, Rockledge, FL 32955-4200 USA

(321) 637-1000 • Toll Free Engineering Hot line 800-645-5828

SINCE 1955 Fax: (321) 637-1600 Web Site: www.rencousa.com E-mail: sales@rencousa.com

RL-1508 Renco Part No.	Inductance		Q min	Test FREQ. (MHz)	S.R.F. (MHz) min.	DCR (OHM) max	IDC (mA)
	L (μH)	TOI % ±					
RL-1508-.10	0.10	20	35	25.20	300.00	0.18	700
RL-1508-.12	0.12	20	35	25.20	300.00	0.20	660
RL-1508-.15	0.15	20	35	25.20	300.00	0.22	620
RL-1508-.18	0.18	20	35	25.20	300.00	0.24	600
RL-1508-.22	0.22	20	35	25.20	150.00	0.40	400
RL-1508-.27	0.27	20	35	25.20	150.00	0.43	380
RL-1508-.33	0.33	20	35	25.20	150.00	0.48	370
RL-1508-.39	0.39	20	35	25.20	150.00	0.51	350
RL-1508-.47	0.47	20	35	25.20	150.00	0.56	330
RL-1508-.56	0.56	20	35	25.20	150.00	0.61	320
RL-1508-.68	0.68	20	35	25.20	150.00	0.67	310
RL-1508-.82	0.82	20	35	25.20	150.00	0.74	290
RL-1508-1.0	1.00	20	35	25.20	150.00	0.80	270
RL-1508-1.2	1.20	20	40	7.960	110.00	0.90	260
RL-1508-1.5	1.50	20	40	7.960	70.00	1.00	250
RL-1508-1.8	1.80	20	40	7.960	60.00	1.10	240
RL-1508-2.2	2.20	20	40	7.960	45.00	1.20	230
RL-1508-2.7	2.70	20	40	7.960	40.00	1.30	220
RL-1508-3.3	3.30	20	40	7.960	38.00	1.40	210
RL-1508-3.9	3.90	10	40	7.960	36.00	1.50	200
RL-1508-4.7	4.70	10	40	7.960	32.00	1.70	190
RL-1508-5.6	5.60	10	40	7.960	30.00	1.90	180
RL-1508-6.8	6.80	10	40	7.960	28.00	2.00	175
RL-1508-8.2	8.20	10	40	7.960	26.00	2.20	165
RL-1508-10	10.0	10	40	7.960	24.00	2.50	160
RL-1508-12	12.0	10	40	2.520	22.00	2.50	150
RL-1508-15	15.0	10	40	2.520	20.00	2.80	145
RL-1508-18	18.0	10	40	2.520	18.00	3.10	140
RL-1508-22	22.0	10	40	2.520	17.00	3.40	100
RL-1508-27	27.0	10	40	2.520	16.00	4.30	80
RL-1508-33	33.0	10	40	2.520	14.00	4.70	75
RL-1508-39	39.0	10	40	2.520	13.00	5.20	74
RL-1508-47	47.0	10	40	2.520	12.00	5.80	70
RL-1508-56	56.0	10	40	2.520	11.00	6.40	68
RL-1508-68	68.0	10	40	2.520	10.00	7.20	64
RL-1508-82	82.0	10	40	2.520	9.50	11.00	46
RL-1508-100	100	10	40	2.520	9.00	12.00	44
RL-1508-120	120	10	40	0.796	8.00	13.00	42
RL-1508-150	150	10	40	0.796	6.00	16.00	39
RL-1508-180	180	10	40	0.796	5.50	18.00	37
RL-1508-220	220	10	40	0.796	5.00	20.00	35
RL-1508-270	270	10	40	0.796	4.60	25.00	28
RL-1508-330	330	10	40	0.796	4.20	30.00	26
RL-1508-390	390	10	40	0.796	3.80	34.00	25
RL-1508-470	470	10	40	0.796	3.50	38.00	24



ALL DIMENSIONS IN INCHES



RENCO ELECTRONICS, INC.

595 International Place, Rockledge, FL 32955-4200 USA

(321) 637-1000 • Toll Free Engineering Hot line 800-645-5828

Fax: (321) 637-1600 Web Site: www.rencousa.com E-mail: sales@rencousa.com