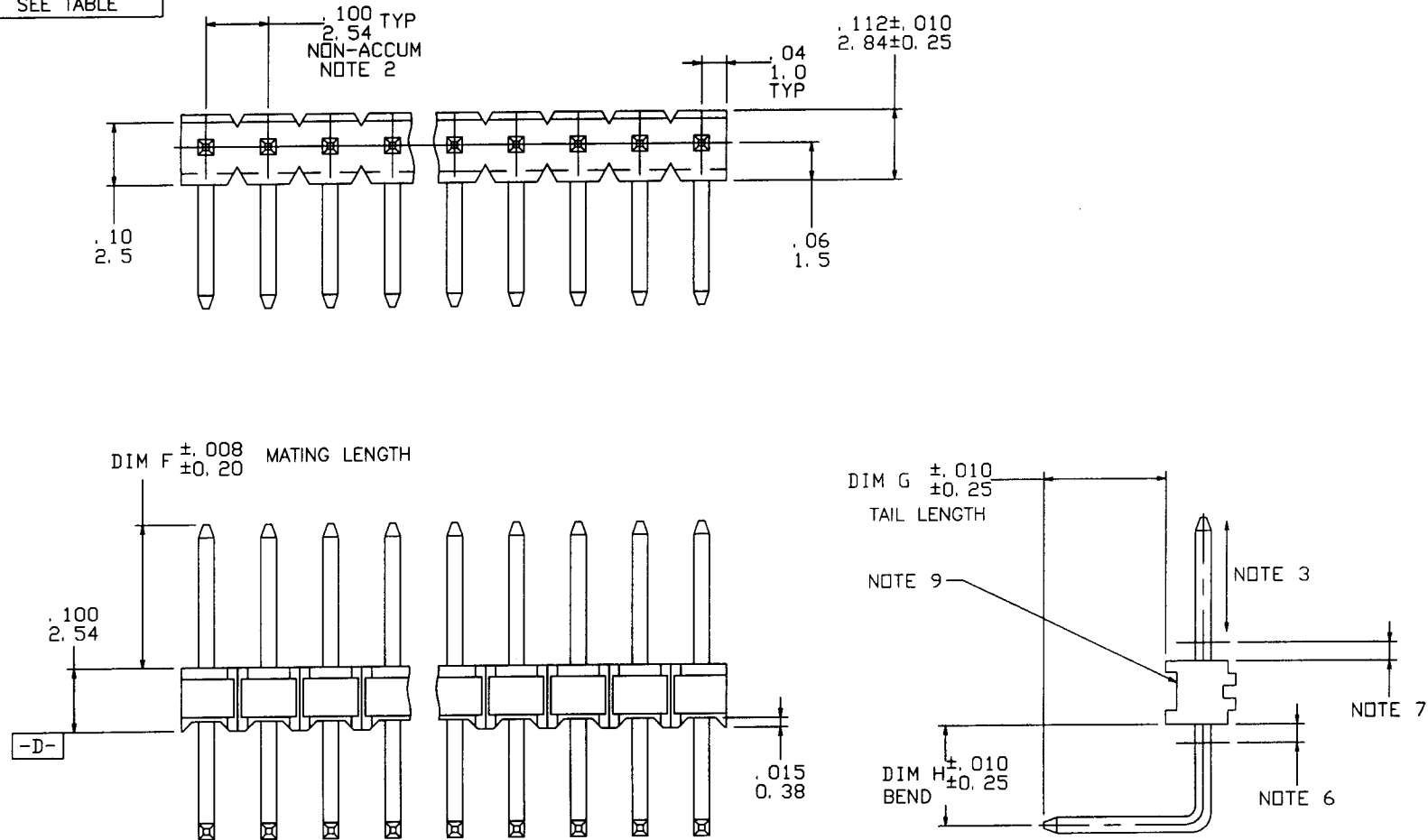




All rights strictly reserved. Reproduction or issue to third parties in any form
 whatever is not permitted without written authority from the proprietor.
 Property of © BERG ELECTRONICS Copyright BERG ELECTRONICS INC.

Tous droits strictement réservés. Reproduction ou communication à des tiers interdite
 sous quelque forme que ce soit sans autorisation écrite du propriétaire.
 Propriété de © BERG ELECTRONICS. Droits de reproduction BERG ELECTRONICS INC.

BERG
ELECTRONICS

PRODUCT NUMBER
SEE TABLE



mat'l. code				tolerances unless otherwise specified				CUSTOMER COPY		BERG ELECTRONICS			
ltr	ecn no	dr	date	linear	.XX ±.01/X ±.3				projection 	title BERGSTIK® I HEADER .100/2.54cc SR RIGHT ANGLE	product family BERGSTIK	code —	
Y	I30003	SAR	1/28/94		.XXX ±.005/XX ±.13								
AA	V41871	HTB	1/3/95		.XXXX ±.0020/XXX ±.051								
AB	V60835	HTB	29MAY96	angles	0° ±2'				INCH/MM 	size A	dwg no 65520	sheet 1 of 3	
AC	S60163	S.LOW	15JUL96	dr	JOYCE PEH	29MAY96							
AD	S00136	JPEH	05OCT'00	engr	JOYCE PEH	29MAY96							
				chr	JOYCE PEH	29MAY96	scale 5:1						
				appd	MK KAN	29MAY96							
sheet index	revision sheet		AD	AC	AB								
			1	2	3								

Tous droits strictement reserves. Reproduction ou communication a des tiers interdite sous quelque forme que ce soit sans autorisation écrite du propriétaire.
Propriété de ©BERG ELECTRONICS. Droits de reproduction BERG ELECTRONICS INC.

BERG
ELECTRONICS

All rights strictly reserved. Reproduction or issue to third parties in any form whatever is not permitted without written authority from the proprietor.
Property of ©BERG ELECTRONICS Copyright BERG ELECTRONICS INC.

PRODUCT NUMBER SEE TABLE	DASH NO.	PLATING REF	UNDER PLATING	PLASTIC COLOR
	-1YY	30u"/.76u Au	50u"/1.27u Ni	Black
	-2YY	15u"/.38u Au	50u"/1.27u Ni	Cream
	-3YY	50u"/1.27u Au	50u"/1.27u Ni	Brown
	-4YY	150u"/3.81u SnPb	-----	Black
	-5YY	15u"/.76u Pd Alloy with Au Flash	50u"/1.27u Ni	Dk.Blue
	-6YY	30u"/.76u Pd Alloy with Au Flash	50u"/1.27u Ni	Lt.Blue
	-9YY	5u"/.13u Au	50u"/1.27u Ni	Black

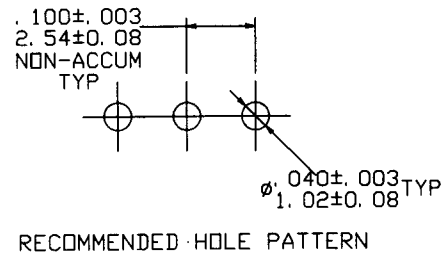
OBSOLETE

OBSOLETE

PART NUMBER INFORMATION

XXXXX-YYY
SEE SHEET THREE FOR PREFIX OF PART NUMBER.
NUMBER OF POSITIONS NOTE 5
TERMINAL PLATING

EXAMPLE-65532-408 DENOTES AN 8 POS. WITH 150u"/3.81u TIN PLATED TERMINALS. THE PLASTIC COLOR IS BLACK.



NOTES:

- ① MOLDING MATERIAL: GLASS FILLED NYLON.
- ② MEASURED AT DATUM -D- WITH PART IN RESTRAINED CONDITION.
- ③ 5 LB. / 2.3 KG. MIN. TERMINAL PUSH-OUT FORCE IN EITHER DIRECTION.
- ④ TWO SIDES OF LEAD-IN ON PINS NOT PLATED TYPICAL BOTH ENDS.
- ⑤ MIN NO. OF POS: 1
MAX NO. OF POS: 36
- ⑥ .03/0.8 MAX FLASH IN THIS AREA.
- ⑦ .03/0.8 MAX FLASH IN THIS AREA.
- ⑧ TERMINAL MATERIAL: PHOS. BRONZE.
- ⑨ LOGO MAY APPEAR ON THIS SURFACE.


mat'l. code				tolerances unless otherwise specified		CUSTOMER COPY		BERG ELECTRONICS	
ltr	ecn no	dr	date	linear	.XX ±.01/.X ±.3	projection	title		
AA					.XXX ±.005/.XX ±.13		BERGSTIK® I HEADER		
AB				angles	.XXX ±.0020/.XX ±.051		.100/2.54cc SR RIGHT ANGLE		
AC					0° ±2°	INCH/MM	product family	BERGSTIK	code
		dr	JOYCE PEH	29MAY96		scale	size	dwg no	sheet
		enr	JOYCE PEH	29MAY96			A	65520	2 of
		chr	JOYCE PEH	29MAY96					
		appd	MK KAN	29MAY96					
sheet index	revision sheet	1					cage code		

Tous droits strictement reserves. Reproduction ou communication a des tiers interdite sous quelque forme que ce soit sans autorisation écrite du propriétaire.
Propriete de ©BERG ELECTRONICS. Droits de reproduction BERG ELECTRONICS INC.

BERG
ELECTRONICS

All rights strictly reserved. Reproduction or issue to third parties in any form whatever is not permitted without written authority from the proprietor.
Property of ©BERG ELECTRONICS Copyright BERG ELECTRONICS INC.

PRODUCT NUMBER	MATING LENGTH		TAIL LENGTH		BEND DIM.		AVAILABLE
	DIM F	DIM F	DIM G	DIM G	DIM H	DIM H	PLATING
	ENGLISH	METRIC	ENGLISH	METRIC	ENGLISH	METRIC	NUMBER
65520-XY	0.230	5.84	0.220	5.59	0.160	4.06	1.2.3.4
65521-XY	0.230	5.84	0.090	2.29	0.060	1.52	1.2.3.4
65522-XY	0.230	5.84	0.390	9.91	0.060	1.52	1.2.3.4
65523-XY	0.230	5.84	0.590	14.99	0.060	1.52	1.2.3.4
65524-XY	0.230	5.84	0.195	4.95	0.160	4.06	1.2.3.4
65525-XY	0.230	5.84	0.490	12.45	0.160	4.06	1.2.3.4
65526-XY	0.230	5.84	0.690	17.53	0.160	4.06	1.2.3.4
65527-XY	0.230	5.84	0.180	4.57	0.370	9.40	1.2.3.4
65528-XY	0.230	5.84	0.295	7.49	0.060	1.52	1.2.3.4
65529-XY	0.230	5.84	0.660	16.76	0.060	1.52	1.2.3.4
65530-XY	0.230	5.84	0.490	12.45	0.060	1.52	1.2.3.4
65531-XY	0.230	5.84	0.720	18.29	0.060	1.52	1.2.3.4
65532-XY	0.230	5.84	0.120	3.05	0.060	1.52	1.2.3.4.9
65533-XY	0.230	5.84	0.180	4.57	0.060	1.52	1.2.3.4
65592-XY	0.318	8.08	0.120	3.05	0.060	1.52	1.2.3.4.9
65628-XY	0.400	10.16	0.110	2.79	0.060	1.52	1.2.3.4
65642-XY	0.318	8.08	0.110	2.79	0.060	1.52	1.2.3.4
66329-XY			D I S C O N T I N U E D				
66513-XY			D I S C O N T I N U E D				
66537-XY			D I S C O N T I N U E D				
66888-XY			D I S C O N T I N U E D				
67753-XY			D I S C O N T I N U E D				
68424-XY			D I S C O N T I N U E D				
68425-XY	0.230	5.84	0.290	7.37	0.260	6.60	1.2.3.4

mat'l. code				tolerances unless otherwise specified		CUSTOMER COPY	BERG ELECTRONICS	
ltr	ecr no	dr	date	linear	.XX ±.01/.X ±.3	projection	title	
AA					.XXX ±.005/.XX ±.13		BERGSTIK® I HEADER	
AB					.XXX ±.0020/.XXX ±.051		.100/2.54cc SR RIGHT ANGLE	
				angles	0° ±2°	INCH/MM	product family	code
				dr	JOYCE PEH 29MAY96	scale 5:1	BERGSTIK	—
				enrg	JOYCE PEH 29MAY96		size	dwg no
				chr	JOYCE PEH 29MAY96		A	65520
				appd	MK KAN 29MAY96			
sheet index	revision sheet	1						