


NEW PRODUCT



- ACCURATE HIGH FREQUENCY CHARACTERIZATION
- HIGH Q VALUES
- HIGH SELF RESONANCE FREQUENCY
- SPOT WELDED – HIGH TEMPERATURE WIRE TERMINATION
- INDUSTRY STANDARD FOOTPRINT
- AVAILABLE IN TAPE AND REEL PACKAGING

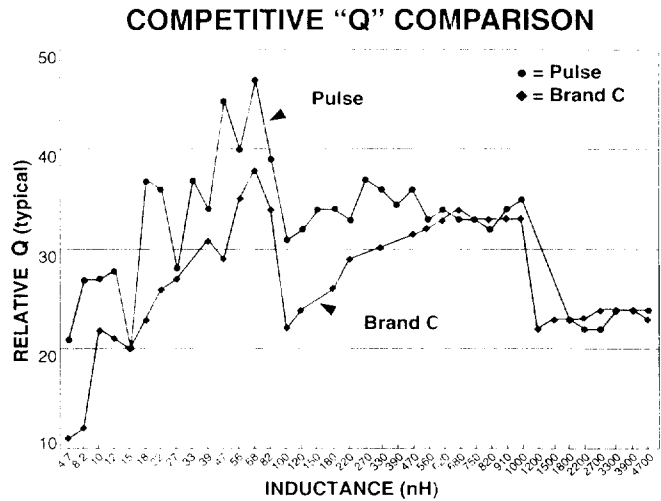
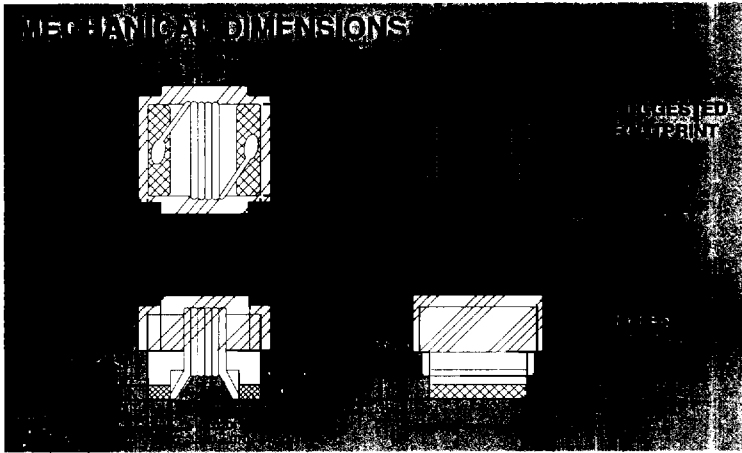
PART NUMBER	INDUCTANCE (3) nH	Q (1) MIN	TEST (2) FREQ MHz	SRF (4) MHz (Typical)	RDC MAX OHMS	IDC MAX mA
PE-1008CX-040M --	4.7nH ±20%	50	50	>6000	0.03	1850
PE-1008CX-080M --	8.2nH ±20%	50	50	>6000	0.03	1850
PE-1008CX-100M --	10 nH ±20%	50	50	>6000	0.05	1850
PE-1008CX-120M --	12 nH ±20%	50	50	3400	0.06	1450
PE-1008CX-150M --	15 nH ±20%	40	50	3400	0.10	1200
PE-1008CX-180M --	18 nH ±20%	50	50	3400	0.06	1450
PE-1008CX-220M --	22 nH ±20%	40	50	2700	0.06	1450
PE-1008CX-270K --	27 nH ±10%	40	50	2000	0.07	1300
PE-1008CX-330K --	33 nH ±10%	50	50	2000	0.06	1450
PE-1008CX-390K --	39 nH ±10%	50	50	1500	0.07	1300
PE-1008CX-470K --	47 nH ±10%	50	50	1500	0.07	1300
PE-1008CX-560K --	56 nH ±10%	50	50	1300	0.09	1250
PE-1008CX-680K --	68 nH ±10%	50	50	1250	0.09	1250
PE-1008CX-820K --	82 nH ±10%	40	50	1100	0.15	820
PE-1008CX-101K --	100 nH ±10%	30	25	1000	0.15	820
PE-1008CX-121K --	120 nH ±10%	30	25	1000	0.15	820
PE-1008CX-151K --	150 nH ±10%	30	25	850	0.18	820
PE-1008CX-181K --	180 nH ±10%	30	25	800	0.20	770
PE-1008CX-221K --	220 nH ±10%	30	25	750	0.26	660
PE-1008CX-271K --	270 nH ±10%	30	25	700	0.30	610
PE-1008CX-331K --	330 nH ±10%	30	25	600	0.45	500
PE-1008CX-391K --	390 nH ±10%	30	25	550	0.70	360
PE-1008CX-471K --	470 nH ±10%	30	25	500	0.78	310
PE-1008CX-561K --	560 nH ±10%	30	25	475	1.2	260
PE-1008CX-621K --	620 nH ±10%	30	25	475	1.4	200
PE-1008CX-681K --	680 nH ±10%	30	25	425	2.1	200
PE-1008CX-751K --	750 nH ±10%	30	25	425	2.2	170
PE-1008CX-821K --	820 nH ±10%	30	25	400	2.3	170
PE-1008CX-911K --	910 nH ±10%	30	25	375	2.7	170
PE-1008CX-102K --	1000 nH ±10%	30	25	350	2.7	170
PE-1008CX-122K --	1200 nH ±10%	20	10	300	3.0	170
PE-1008CX-152K --	1500 nH ±10%	10	10	300	5.2	170
PE-1008CX-182K --	1800 nH ±10%	20	10	110	2.5	170
PE-1008CX-222K --	2200 nH ±10%	20	10	140	3.8	170
PE-1008CX-272K --	2700 nH ±10%	20	10	60	4.4	170
PE-1008CX-332K --	3300 nH ±10%	20	10	50	4.4	170
PE-1008CX-392K --	3900 nH ±10%	20	10	50	5.0	170
PE-1008CX-472K --	4700 nH ±10%	20	10	30	5.0	170

NOTES:

1. Q Measurements made using HP Model #4342A Q meter and comply with industry standard techniques reflecting reliable, accurate and repeatable data. A competitive comparison chart is shown on back.
2. For additional comprehensive high frequency data, request application note #A-1944-3.
3. Inductance measured on HP Model #4191A Impedance Analyzer.
4. SRF measured on HP Model #8753C Network Analyzer using Pulse SRF test fixture.

PULSE SMT

1008CX SERIES SMT RF INDUCTORS

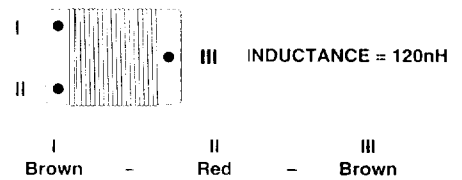


COLOR CODING LEGEND

COLOR CODE (ceramic only)	BLACK	BROWN	RED	ORANGE	YELLOW	GREEN	BLUE	VIOLET	GREY	WHITE
VALUE I	0	1	2	3	4	5	6	7	8	9
VALUE II	0	1	2	3	4	5	6	7	8	9
MULTIPLIER III	10 ⁰	10 ¹	10 ²	10 ³	Inductance in nH					

NOTE: Comparison of Pulse vs. Competitors typical relative Q's measured directly on HP Model #4191A Impedance Analyzer.

EXAMPLE:



PART LEGEND

PE - 1008 C X - 121 K T G

PACKAGE STYLE 1008 Size	INDUCTANCE (nH) 121 nH ± 0.5% Significant Digits K = 1000 T = 100	TERMINATION G = Gold T = Tin/Lead	PACKAGING T = Tape & Reel R = Reel
CORE MATERIAL C = Ceramic X = Ferrite	TOLERANCE K = ±0.5% T = ±1%		

EXAMPLE: 1008 Size, Ceramic Core, Significant Digits, ±0.5% Tolerance, Tape & Reel, Gold Termination, Reel

Performance warranty of products offered on data sheet 944-1 is limited to the parameters specified. Data is subject to change without notice.
© Copyright 1994, Pulse Engineering, Inc.

FOR MORE INFORMATION CALL:

**CORPORATE HEADQUARTERS
SAN DIEGO**
(619) 674-8100
FAX (619) 674-8262

INTERNATIONAL LOCATIONS:

HONG KONG
Te 852 425 1651
FAX: 852 480 5974

UNITED KINGDOM
Tel. 44 522 688 699
FAX: 44 522 501 691

FRANCE
Tel. 33 1 60 19 1111
FAX: 33 1 60 19 0910

IRELAND
Tel. 353 093 24107
FAX: 353 093 24883

GERMANY
Tel. 49 8996 3046
FAX: 49 8996 6626