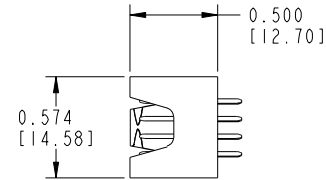
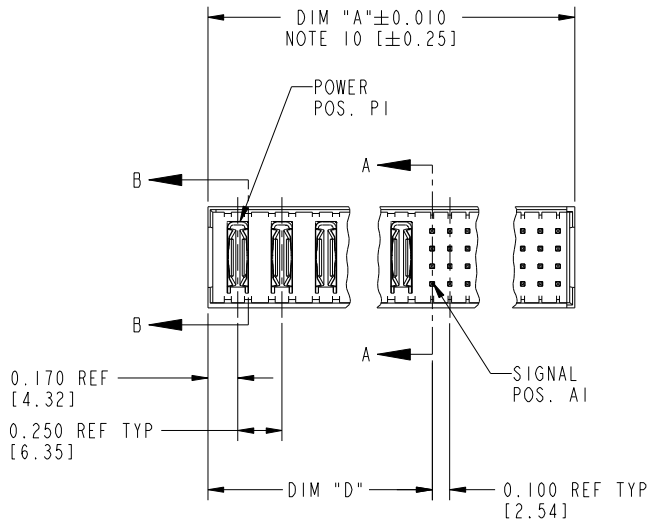


Tous droits strictement réservés. Reproduction ou communication à des tiers interdite sous quelque forme que ce soit sans autorisation écrite du propriétaire. Propriété de c.FCI. Droits de reproduction FCI.



All rights strictly reserved. Reproduction or issue to third parties in any form whatever is not permitted without written authority from the proprietor. Property of FCI. Copyright FCI.

PRODUCT NUMBER
51706-ABBCCC00E0-
Note: ①
SEE NOTE 1



mat'l code				NOTE 2		tolerances unless otherwise specified		CUSTOMER		FCI		
ltr	ecn no.	dr	date	linear	.XX±.01/0.X±0.3	projection		COPY		www.fciconnect.com		
J	DG05-0132	SJ	05/31/05		.XXX±.005/0.XX±0.13	INCH/MM		title		VERTICAL HEADER w/o GUIDE PIN		
K	DG05-0471	CS	11/16/05	angles	.XXX±.0020/.XXX±.051	scale		product family		PWRBLADE		
L	DG08-0284	SH	10/13/08	dr	0°±2°	1:1		size		code		
				enr	JRW			dwg no		213		
				chr	J.ALLISON			product		51706		
				appd	J.ALLISON			sheet		1 of 3		
sheet index		revision sheet		L	L	L						
				1	2	3						

Pro/E cage code 22526

Tous droits strictement réservés. Reproduction ou communication à des tiers interdite sous quelque forme que ce soit sans autorisation écrite du propriétaire.
 Propriété de c. FCI. Droits de reproduction FCI.



All rights strictly reserved. Reproduction or issue to third parties in any form whatever is not permitted without written authority from the proprietor.
 Property of FCI. Copyright FCI.

PRODUCT NUMBER
51706-ABBCC00E0_--- Note: ①
SEE NOTE 1

DIM	LENGTH FORMULAS (SEE NOTE 10)
DIM "A"	.250 [6.35] x BB + .100 [2.54] x (CCC/4) + .090 [2.29] (NOTE 10)
DIM "D"	.250 [6.35] x BB + .095 [2.41]
DIM "F"	.250 [6.35] x BB + .100 [2.54] x (CCC/4) + .120 [3.05]
DIM "G"	.250 [6.35] x BB + .225 [5.72] - .025 [1.064]

CONNECTOR NOTES

- ① PRODUCT NUMBER CODE:
 51706 - A BB CCC 00 E 0 LF
 NO THIS SUFFIX: 100u"/2.54um SnPb ON PCB INTERFACE
 ADD THIS SUFFIX: 78u"/2.00um Sn ON PCB INTERFACE Δ
 ALWAYS "0" (ZERO)(NOTE 8)
 TAIL OPTIONS (NOTE 7)
 ALWAYS "00" (ZERO, ZERO)(NOTE 6)
 NUMBER OF SIGNAL CONTACTS (NOTE 5)
 NUMBER OF LEFT POWER CONTACTS (NOTE 4)
 PLATING (NOTE 3)
 BASE NUMBER
- ② HOUSING MATERIAL: UL94 V-0 GLASS FILLED HIGH TEMP THERMO PLASTIC.
 SIGNAL CONTACT MATERIAL: COPPER ALLOY
 POWER CONTACT MATERIAL: COPPER ALLOY
- ③ PLATING OPTION: Δ
 1: SEE PRINT 10064183 FOR PLATING SPEC OF 51706-1BBCC00E0 AND 51706-1BBCC00E0LF
- ④ LEFT END POWER CONTACTS, 01 TO 20 AVAILABLE.
- ⑤ SIGNAL CONTACT, 004 TO 148 AVAILABLE.
- ⑥ THIS PART NOT AVAILABLE WITH RIGHT SIDE POWER CONTACTS.
- ⑦ TAIL OPTIONS:
 A = 0.135 +0.015/-0.010 [3.43 +0.38/-0.25] SOLDER TO BOARD
 B = 0.165 +0.015/-0.010 [4.19 +0.38/-0.25] SOLDER TO BOARD
 C = 0.165 +0.015/-0.010 [4.19 +0.38/-0.25] PRESS FIT

- ⑧ BOARD RETENTION NOT AVAILABLE WITH GUIDELESS ENDS.
- ⑨ MANUFACTURE'S NAME, P/N, AND DATE CODE TO APPEAR ON THIS SURFACE.
- ⑩ THE MAXIMUM OVERALL LENGTH (DIM A) OF A PART IS 8.00 [203.2]
11. PRODUCT SPECIFICATION GS-12-149
12. SEE PWRBLADE VERTICAL HEADER SPECIAL WORKSHEET (51696) FOR MATING LENGTH OPTIONS.
- ⑬ DIMENSIONS AND TOLERANCES ARE IN ACCORDANCE WITH ASME Y14.5M, 1994, UNLESS OTHERWISE SPECIFIED.
- PCB NOTES:
14. ALL DIMENSIONS ARE BASIC UNLESS OTHERWISE SPECIFIED.
15. ALL THROUGH HOLES ARE LOCATED WITH A TRUE POSITION OF 0.004 [0.10]
16. ALL HOLE DIAMETERS ARE FINISHED HOLE SIZE.
17. $\varnothing 0.0453 \pm 0.0010$ [1.151 ± 0.025] DRILLED HOLES PLATED WITH 0.0003 [0.008] MIN SnPb OVER 0.001 [0.03] TO 0.003 [0.08] Cu PLATING TO ACHIEVE A $\varnothing 0.040 \pm 0.003$ [1.02 ± 0.07] HOLE.
18. FOR PRESS FIT APPLICATION USE FCI CAM TOOL 430169-XXX.
19. A Δ SYMBOL WILL BE NEXT TO ANY DIMENSION, VIEW, OR NOTE WHICH HAS BEEN MODIFIED WITH CURRENT DRAWING VERSION.

mat'l code		NOTE 2		tolerances unless otherwise specified		CUSTOMER		FCI		www.fciconnect.com	
ltr	ecn no.	dr	date	linear	.XX±.01/0.X±0.3	COPY		projection		title	
L					.XXX±.005/0.XX±0.13	INCH/MM				VERTICAL HEADER w/o GUIDE PIN POWER / SIGNAL	
				angles	.XXX±.0020/.XXX±.051	scale		product family		code	
				dr	0°±2°	1:1		PWRBLADE		213	
				enr	JRW 10-16-01	A		size		sheet	
				chr	J.ALLISON 10-16-01			dwg no		2	
				appd	J.ALLISON 10-16-01			51706			
sheet index	revision sheet										

cage code 22526

1 | 2 | 3 | 4

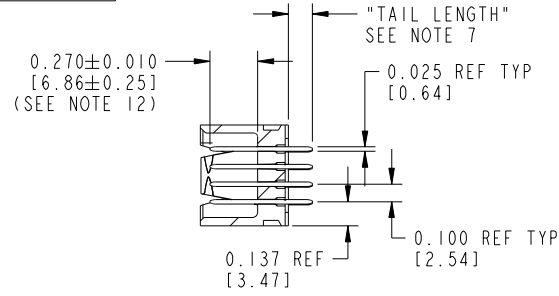
Pro/E | 3 | cage code 22526 | 4

Tous droits strictement réservés. Reproduction ou communication à des tiers interdite sous quelque forme que ce soit sans autorisation écrite du propriétaire. Propriété de c.FCI. Droits de reproduction FCI.

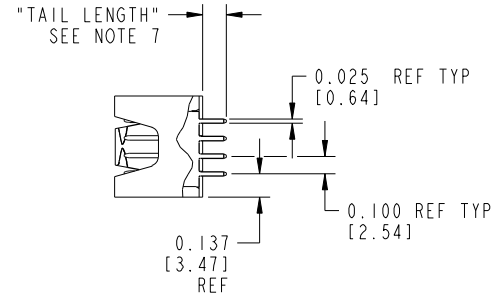


All rights strictly reserved. Reproduction or issue to third parties in any form whatever is not permitted without written authority from the proprietor. Property of FCI. Copyright FCI.

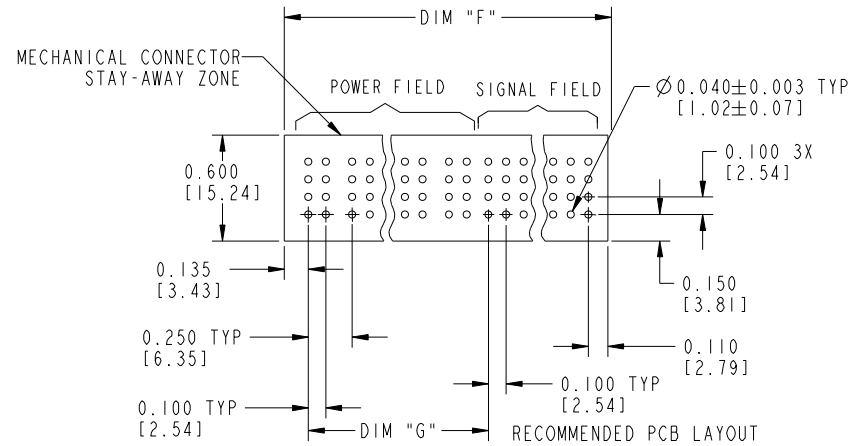
PRODUCT NUMBER
51706-ABBCC00E0----
Note: ①
SEE NOTE 1



SECTION A-A



SECTION B-B



mal'ti code		NOTE 2		tolerances unless otherwise specified		CUSTOMER		 www.fciconnect.com	
ltr	ecn no.	dr	date	linear	.XX±.01/.X±0.3	COPY		title	
L					.XXX±.005/.XX±0.13	projection		VERTICAL HEADER w/o GUIDE PIN	
				angles	.XXX±.0020/.XXX±.051			POWER / SIGNAL	
				dr	0°±2°			product family	
				enr	JRW 10-16-01	INCH/MM		PWRBLADE	
				chr	J.ALLISON 10-16-01	scale		code	
				appd	J.ALLISON 10-16-01	1:1		213	
sheet index	revision sheet					size		sheet	
						A		3	
						dwg no		3	
						51706			

cage code 22526

Pro/E