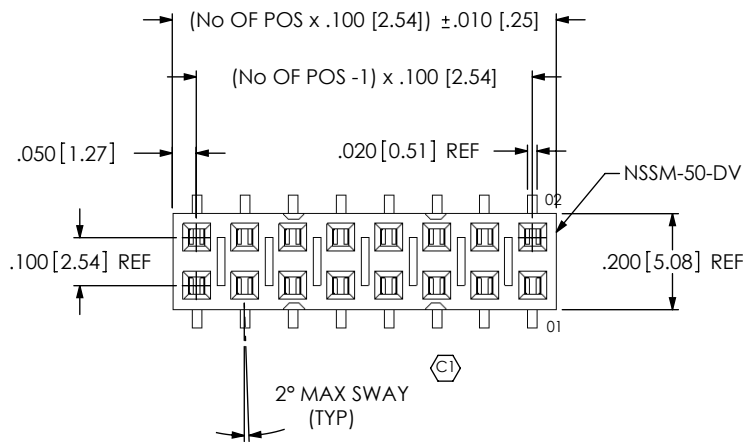


DO NOT SCALE FROM THIS PRINT



SSM-1XX-XXX-DV-XX-XX-X-XX

No OF POSITIONS
-02 THRU -40
(PER ROW) (SEE NOTE 7)

PLATING

- S: SELECTIVE GOLD (USE C-137-01-S)
- L: LIGHT SELECTIVE GOLD (USE C-137-01-L)
- T: TIN (USE C-137-01-T)
- F: FLASH SELECTIVE GOLD (USE C-137-01-F)
- P: GOLD FLASHED PALLADIUM NICKEL (USE C-137-01-P)
- H: HEAVY GOLD (USE C-137-01-H)
- STL: SELECTIVE TIN/LEAD (USE C-137-01-STL)
- SM: SELECTIVE GOLD/MATTE TIN TAILS (USE C-137-01-S)
- LM: LIGHT SELECTIVE GOLD/MATTE TIN TAILS (USE C-137-01-L)
- TM: MATTE TIN (USE C-137-01-T)
- FM: FLASH SELECTIVE GOLD/MATTE TIN TAILS (USE C-137-01-F)

OPTION

- A: ALIGNMENT PIN (SEE FIG. 3, SHT 2) (MOLDED: USE NSSM-XX-DV-XX, 4 POS MIN)
- P: PICK & PLACE PAD (SEE NOTE 5) (USE PPP-01, SEE FIG. 4, SHT 2)
- M: METAL PICK & PLACE PAD (SEE NOTE 5) (USE MPP-02, SEE FIG. 5, SHT 2)
- K: POLYIMIDE FILM PAD (POS 2 THROUGH 40 - SEE NOTE 5) [Z] (USE K-500-300, SEE FIG. 6, SHT 2)
- TR: TAPE & REEL (SEE FIG 8, SHT 2-29 POSITIONS MAX)

OPTION

- BE: BOTTOM ENTRY (ONLY AVAILABLE ON -DV) (FOR -DV SEE NSSM-50-DV-XX)

POLARIZING OPTION

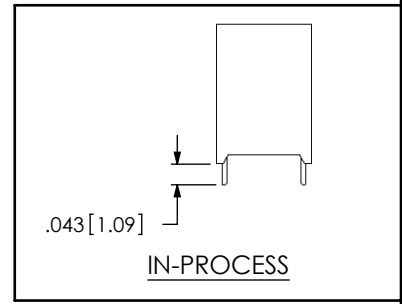
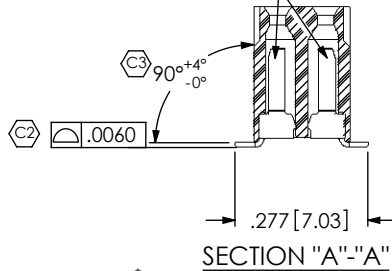
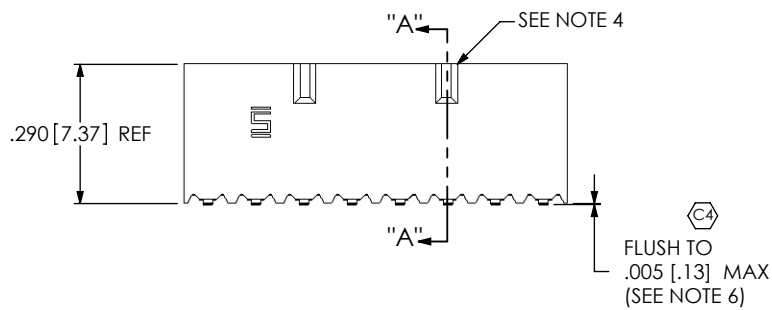
- XX: POSITION TO BE POLARIZED (USE PK-06-N) (SEE FIG 7, SHT 2) (NOT AVAILABLE WITH -BE OPTION)

MOUNTING OPTION

- LC: LOCKING CLIP (USE LC-05-TM) (SEE FIG. 2) (SEE NOTE 8)

ROW SPECIFICATION

- DV: DOUBLE VERTICAL (USE NSSM-XX-DV-XX) C-137-01-XXX



NOTES:

1. (C) REPRESENTS A CRITICAL DIMENSION.
2. PULLOUT FORCE TO BE: 1 lb MIN.
3. MAXIMUM CUT FLASH: .010.
4. CUT PARTS MAY OR MAY NOT HAVE NOTCHES
5. -P OPTION: 4 POSITION AND UNDER TO BE -T/R
- M OPTION: 3 POSITION AND UNDER TO BE -T/R
- K OPTION: 3 POSITION AND UNDER TO BE -T/R
- ALL OTHER POSITIONS WITH -P, -M, -K OPTIONS ARE TO BE TUBED, UNLESS -TR ORDERED BY CUSTOMER.
6. FLUSH DIMENSION MUST BE INSPECTED ON BOTH ROWS OF ASSEMBLY.
7. -40 MAX POSITION AVAILABLE, -50 FOR STOCK ONLY
8. DUE TO THE HIGH AMOUNT OF INSERTION FORCE NEEDED, THE -LC OPTION IS NOT COMPATIBLE WITH AUTO PLACEMENT. SAMTEC RECOMMENDS MANUAL PLACEMENT FOR ALL ASSEMBLIES WITH THE -LC OPTION.

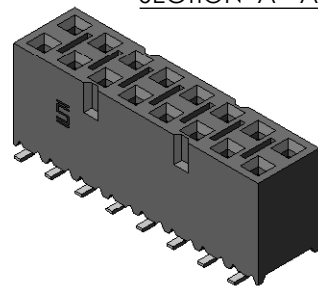
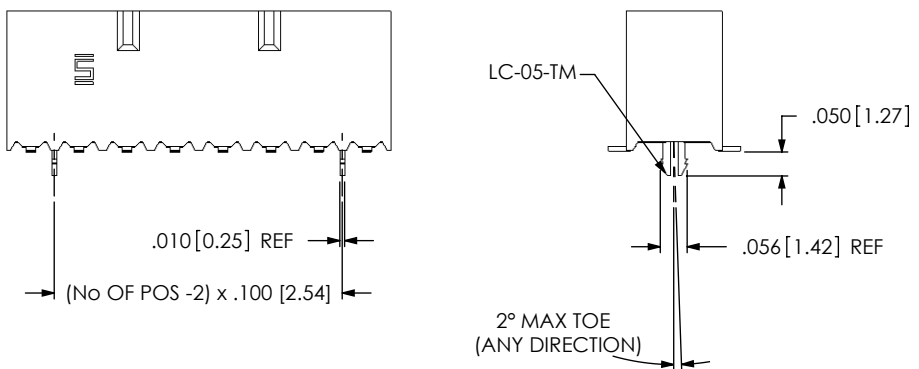


FIGURE 2

-LC: LOCKING CLIP OPTION



UNLESS OTHERWISE SPECIFIED, DIMENSIONS ARE IN INCHES. TOLERANCES ARE:
DECIMALS ANGLES
.XX: ±.01 [.3] 2°
.XXX: ±.005 [.13]
.XXXX: ±.0020 [.051]

PROPRIETARY NOTE
THIS DOCUMENT CONTAINS INFORMATION CONFIDENTIAL AND PROPRIETARY TO SAMTEC, INC. AND SHALL NOT BE REPRODUCED OR TRANSFERRED TO OTHER DOCUMENTS OR DISCLOSED TO OTHERS OR USED FOR ANY PURPOSE OTHER THAN THAT WHICH IT WAS OBTAINED WITHOUT THE EXPRESSED WRITTEN CONSENT OF SAMTEC, INC.



520 PARK EAST BLVD, NEW ALBANY, IN 47150
PHONE: 812-944-6733 FAX: 812-948-5047
e-Mail: info@SAMTEC.com code 55322

MATERIAL: DO NOT SCALE DRAWING SHEET SCALE: 1:0.4
BODY: VECTRA E130i CONTACT: PHOS BRONZE

DESCRIPTION: .100 C.L. DOUBLE VERTICAL SMT SOCKET STRIP
DWG. NO. SSM-1XX-XXX-DV-XX-XX-X-XX

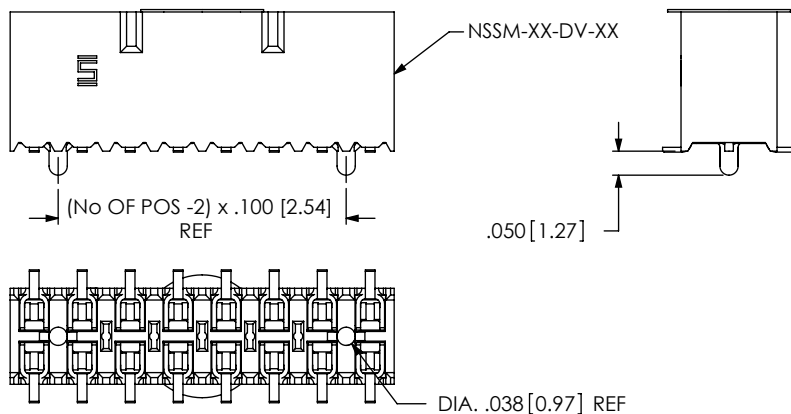
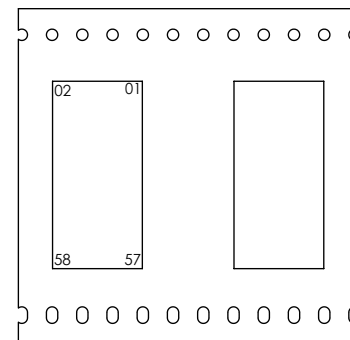


FIGURE 3

-A: ALIGNMENT PIN MOLDED (4 POSITION MIN)

FIGURE 8
TAPE & REEL VIEW



USER DIRECTION OF UNREELING
POCKET NOT DETAILED

FIGURE 4

-P: PICK & PLACE PAD

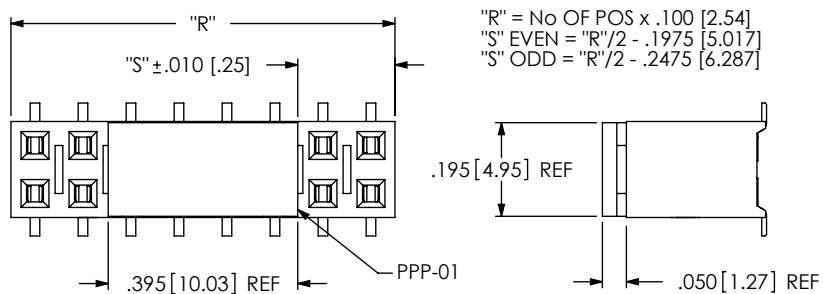


FIGURE 6

-K: POLYIMIDE FILM PAD

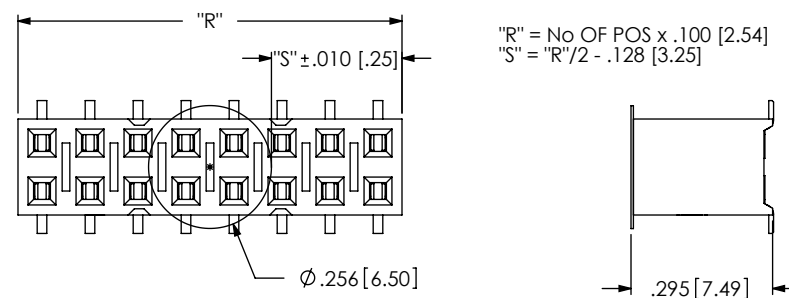


FIGURE 5

-M: METAL PICK & PLACE PAD

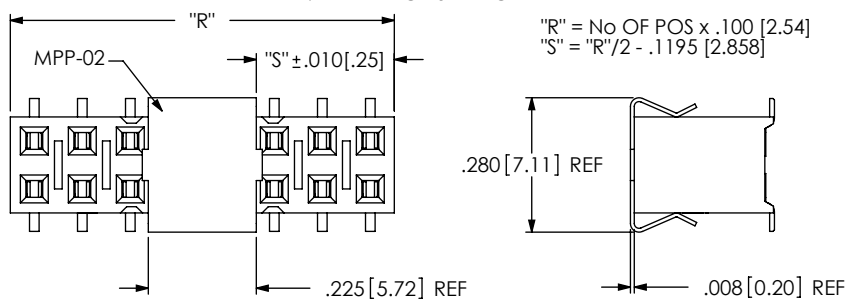
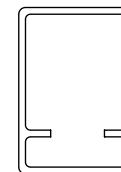
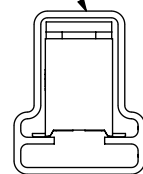


TABLE 1

OPTION	PACKAGING TUBE	PLUG	POSITIONS ALLOWED
-K, -M -LC-K, -LC-M, -A-K,	PT-1-24-01-103	TP-09	02 THRU 40
NONE, -LC, -A, -P-LC, -P	PT-1-24-03-15	TP-03	02 THRU 40

PT-1-24-03-15



PT-1-24-01-103

FIGURE 7
POLARIZING POSITIONS



PROPRIETARY NOTE

THIS DOCUMENT CONTAINS INFORMATION CONFIDENTIAL AND PROPRIETARY TO SAMTEC, INC. AND SHALL NOT BE REPRODUCED OR TRANSFERRED TO OTHER DOCUMENTS OR DISCLOSED TO OTHERS OR USED FOR ANY PURPOSE OTHER THAN THAT WHICH IT WAS OBTAINED WITHOUT THE EXPRESSED WRITTEN CONSENT OF SAMTEC, INC.

DO NOT SCALE DRAWING

SHEET SCALE: 1:0.4



520 PARK EAST BLVD, NEW ALBANY, IN 47150
PHONE: 812-944-6733 FAX: 812-948-5047
e-Mail: info@SAMTEC.com code 55322

DESCRIPTION:
.100 C.L. DOUBLE VERTICAL SMT SOCKET STRIP

DWG. NO.
SSM-1XX-XXX-DV-XX-XX-X-XX

BY: KEVIN B 3/8/2000 SHEET 2 OF 2