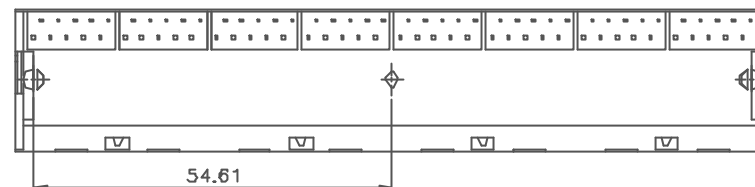
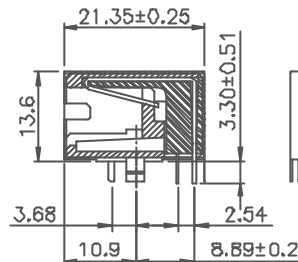
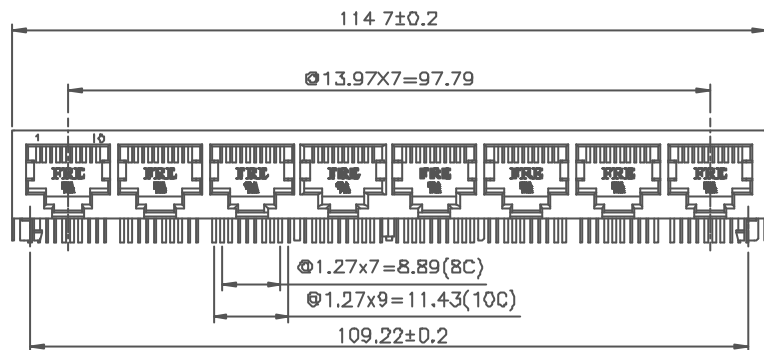


REVISION RECORD				
REV	ECO	DESCRIPTION	DRFT	CHKD



NOTES:

ELECTRICAL:

- VOLTAGE RATING : 125 VAC RMS.
- CURRENT RATING : 1.5 AMP
- CONTACT RESISTANCE : 35 MILLIOHMS MAX.
- INSULATION RESISTANCE: 1000 MEGOHMS MIN @ 500 VDC.
- DIELECTRIC STRENGTH : 1000 VAC RMS 60Hz, 1MIN.

MECHANICAL:

- HOUSING MATERIAL : GLASS FILLED POLYESTER UL94V-0.
- CONTACT MATERIAL : PHOSPHOR BRONZE t=0.35mm.
- PLATING : GOLD PLATING OVER NICKEL.
- OPERATING LIFE : 750 CYCLES MIN.
- PCB RETENTION PRE-SOLDER : 1 LB MIN.
- PCB RETENTION POST-SOLDER: 10 LBS MIN

ENVIRONMENTAL:

- STORAGE : -40°C TO +85°C.
- OPERATION: 0°C TO 70°C.

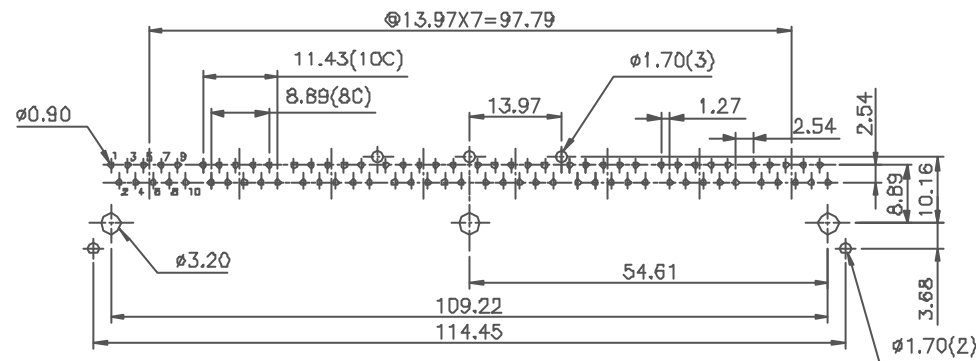
MATES WITH MODULAR PLUG CONFORMING TO

FCC PART 68, SUBPART F.

UL & CUL FILE NO. E163191

PART NUMBER: E590X-1XGX4X

- | | | | |
|------------------|-----------|-----------|-----------|
| NO. OF CONTACTS: | 1- 3u" | 2- 6u" | 3- 15u" |
| 8- CONTACTS | 4- 30u" | 5- 50u" | 6- Pd20u" |
| 1- 10 CONTACTS | 7- Pd30u" | 8- Pd10u" | |
-
- | | |
|--------------|--|
| SHIELD: | 4- FRONT PEG 3.6B |
| 3-TIN | 5- FRONT PEG 3.6B, WITH 3 GROUNDING TABS |
| 5-NICKEL | 6- FRONT PEG 3.6B, WITH 5 GROUNDING TABS |
| C-GOLD FLASH | |



PC Board Thickness=1.60mm
PC Board Layout Component Side Shown

DETACHED LISTS TOLERANCES EXCEPT AS NOTED NM .D ± D 2 ± .QD ± D 15 ± .DQ ± D 0.70 ± ANGLES ± 0.5 THIRD ANGLE PROJECTION	DFTO: CH DATE 1/04/03 CHKD: MING-WEI DATE 1/04/03 WFO: LMJ DATE 1/04/03 APPVL: YUAN DATE 1/04/03	FULL RISE ELECTRONIC CO., LTD TITLE 20.57 SIDE ENTRY PCB JACK 10P	
	MATERIAL: QTY: FINISH: SCALE: 1.25 : 1		
	DID NOT SCALE DRAWING		SHEET 1 OF 1
	DDD NOT SCALE DRAWING		SHEET 1 OF 1