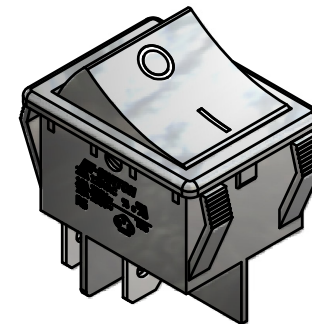
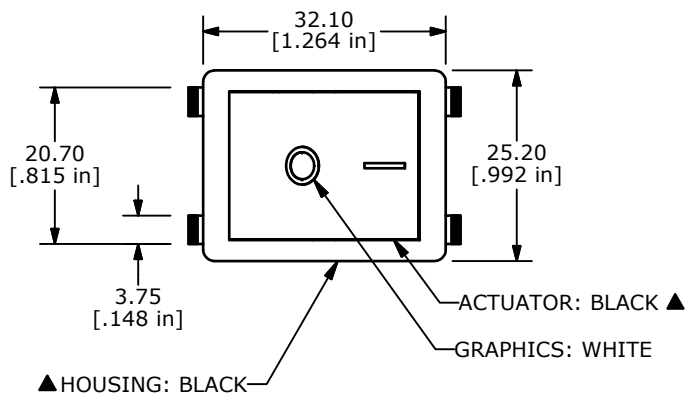
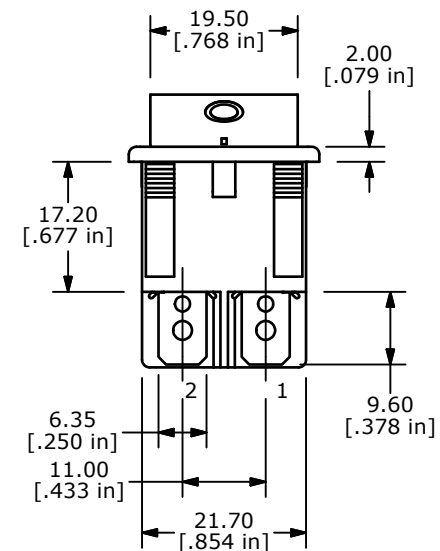
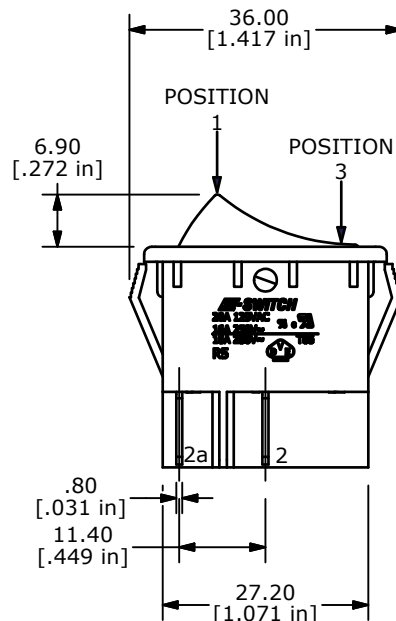
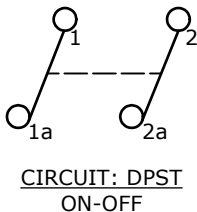


PANEL THICKNESS	X
0.70-1.25	30.1±0.1
1.25-2.00	30.3±0.1
2.00-3.00	30.7±0.1

RECOMMENDED PANEL MOUNTING



SWITCH FUNCTION		
POS. 1	POS. 2	POS. 3
OFF	NONE	ON
OPEN	N/A	1-1a, 2-2a



NOTES:

- ALL DIMENSIONS IN MM [INCH]
- GENERAL TOLERANCE: X.X=±0.4
X.XX=±0.25
- TERM. NOS. FOR REF. ONLY
- RATING: 20A @125VAC 3/4 HP UL APPROVED
16A @250VAC 1 HP UL APPROVED
16A @ 250VAC 1 HP VDE APPROVED
- ELECTRICAL LIFE: 10,000 CYCLES
- MECHANICAL LIFE: 30,000 CYCLES
- CONTACT RESISTANCE: <20 MILLI-OHMS INITIAL
- DIELECTRIC STRENGTH: >1,500V AC 1MIN
- INSULATION RESISTANCE: >1000MOHMS
- OPERATING TEMP: TERMINAL SIDE: -20°C to 85°C
ROCKER SIDE: -20°C to 55°C
- ▲ DENOTES CRITICAL PARAMETER.
- 2002/95/EC (ROHS) COMPLIANT

I	20124	ADD HP RATING	08/31/11	BMA
H	19762	UPDATE DRAWING / DRAWN IN INVENTOR	03/15/11	BMA
G	18445	FIXED PANEL MOUNT TOLERANCES	03/10/09	TN
REV	PCR NO	DESCRIPTION	DATE	BY

THE INFORMATION CONTAINED IN THIS DOCUMENT IS PROPRIETARY TO E-SWITCH AND IS NOT TO BE COPIED OR TRANSFERRED



TITLE R5ABLKBLKFF0

SCALE	DATE	DR	DWG	REV
1:1	3/15/2011	BMA	M530771	I