

UNLESS OTHERWISE NOTED
 DIMENSIONS ARE IN INCHES TOLERANCES ARE:
 ONE PLACE DECIMALS ±.1 [3] THREE PLACE DECIMALS ±.005[.13]
 TWO PLACE DECIMALS ±.01 [3] FOUR PLACE DECIMALS ±.0020[.051] ANGLES ± 2°

TITLE:
 .200 [5.08] POWER
 STACKER, ASM

DWG NO:
 SW-XX-XX-X-X-XXX-XXX-XX-X

DO NOT SCALE
 FROM THIS PRINT

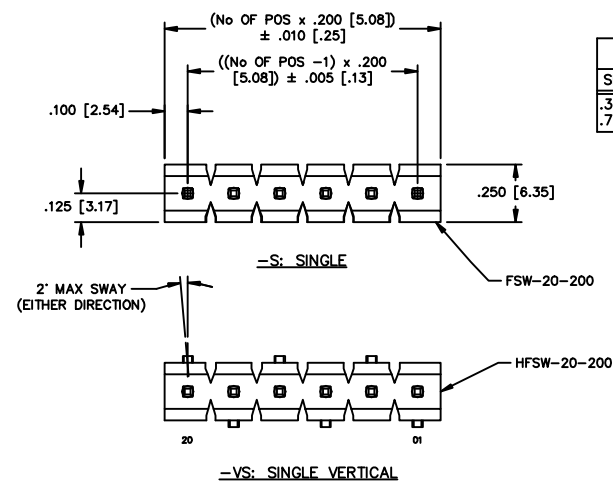
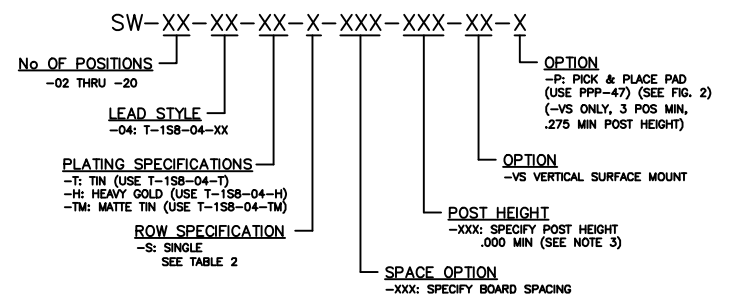
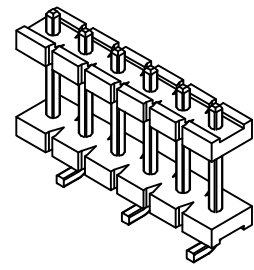


TABLE 1 (SEE NOTE 7)

SPACE OPTION + POST HEIGHT	PACKAGING TUBE	PLUG
.300 TO .725 [7.62 TO 18.42]	PT-1-24-16-29	TP-07
.726 TO .820 [18.44 TO 20.83]	PT-1-24-01-67	TP-13



- NOTES:
- HEIGHT VARIATION BETWEEN ANY TWO PINS SHALL BE .010 MAX.
 - MAXIMUM PIN ROTATION IN BODY: 2°.
 - TAILS TO BE SHEARED TO .265 [6.73], THEN FORMED AND RESHEARED TO A FINAL DIM OF .310.
 - MAXIMUM BURR ALLOWED: .004 [0.10].
 - MAXIMUM BURR ALLOWED: .0015 [0.038].
 - THROUGH HOLE (-S) TO BE BULK PACKAGED.
 - SURFACE MOUNT (-VS) TO BE PACKAGED AS FOLLOWS:
 POSITIONS -04 THRU -20 ARE TO BE PACKAGED IN TUBES;
 POSITIONS -02 & -03 ARE TO BE LAYERED PACKAGED.
 - MIN PUSHOUT FORCE TO BE 3 LBS.
 - MAX CUT FLASH TO BE .020 [5.1].
 - ⊙ REPRESENTS A CRITICAL DIMENSION.

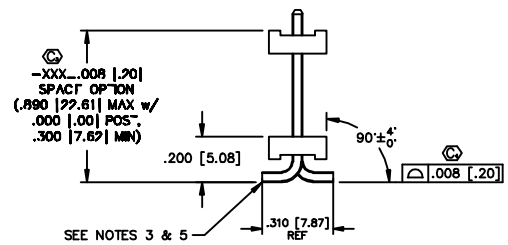
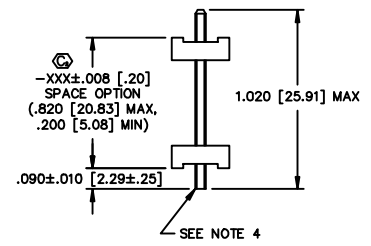
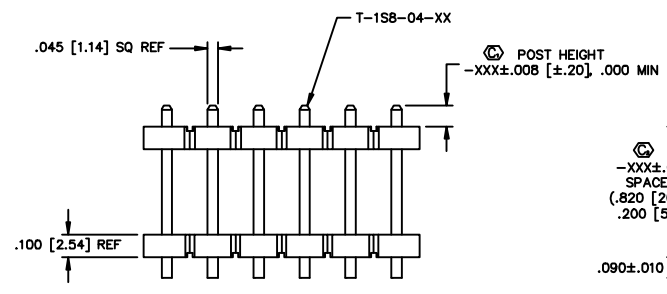
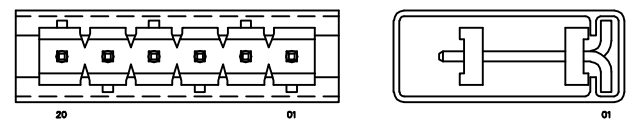


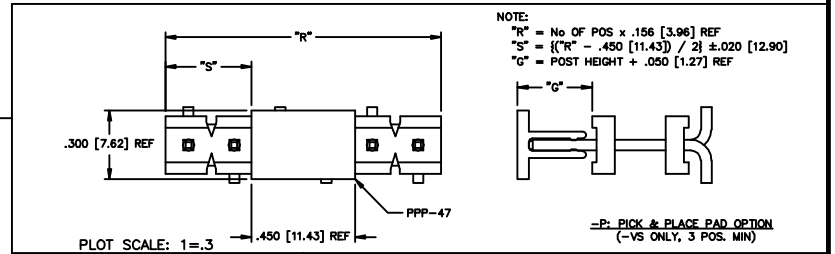
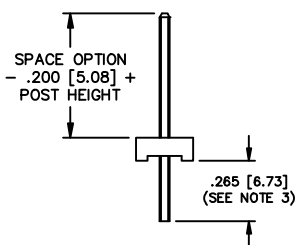
TABLE 2

FORM	BODY
T/H	FSW-20-200
VS	HFSW-20-200

PACKAGING VIEW



IN-PROCESS
 -VS



PROPRIETARY NOTE
 THIS DOCUMENT CONTAINS INFORMATION CONFIDENTIAL AND PROPRIETARY TO SAMTEC INC AND SHALL NOT BE REPRODUCED OR TRANSMITTED TO OTHER DOCUMENTS OR DISCLOSED TO OTHERS OR USED FOR ANY PURPOSE OTHER THAN THAT FOR WHICH IT WAS OBTAINED WITHOUT THE EXPRESSED WRITTEN CONSENT OF SAMTEC INC.

MATERIAL:
 BODY: VALOX 420 SED OR CRASTIN sk652fr
 COLOR: BLACK
 TERMINAL: PHOS BRONZE, 510
 *-VS OPTION ONLY
 BODY: VECTRA E130I
 COLOR: NATURAL
 MAX BOW ALLOWED:
 .002 IN/IN [mm/mm]

MISC\MKTG
 SW-MKT

samtec

520 PARK EAST BLVD. NEW ALBANY, INDIANA 47150
 PHONE (812) 944-6733 P.O. BOX 1147
 CODE 55322

MADE BY:
 PURVIS 04-13-98

SW-XX-XX-X-X-XXX-XXX-XX-X