



# Chip Inductors – 1812LS Series (4532)

- Highest inductance values of all our chip inductors
- Ferrite construction for high current handling
- Inductance values: 12 – 1000  $\mu$ H

Request free evaluation samples by contacting Coilcraft or visiting [www.coilcraft.com](http://www.coilcraft.com).

Part number <sup>1</sup>	Inductance <sup>2</sup> ( $\mu$ H)	Percent tolerance	Q min <sup>3</sup>	Test freq (MHz)	SRF typ <sup>4</sup> (MHz)	DCR max <sup>5</sup> (Ohms)	Irms <sup>6</sup> (mA)
1812LS-123XJL_	12	5	42	2.5	85	2.0	310
1812LS-153XJL_	15	5	42	2.5	70	2.5	290
1812LS-183XJL_	18	5	45	2.5	52	2.8	270
1812LS-223XJL_	22	5	45	2.5	58	3.2	260
1812LS-273XJL_	27	5	45	2.5	46	3.6	240
1812LS-333XJL_	33	5	45	2.5	40	4.0	230
1812LS-393XJL_	39	5	45	2.5	30	4.5	210
1812LS-473XJL_	47	5	42	2.5	24	5.0	200
1812LS-563XJL_	56	5	42	2.5	20	5.5	190
1812LS-683XJL_	68	5	40	2.5	16	6.0	180
1812LS-823XJL_	82	5	40	2.5	13.5	7.0	170
1812LS-104XJL_	100	5	40	2.5	12.0	8.0	150
1812LS-124XJL_	120	5	33	0.79	14.5	11.5	135
1812LS-154XJL_	150	5	36	0.79	11.5	13.0	125
1812LS-184XJL_	180	5	36	0.79	9.3	14.2	120
1812LS-224XJL_	220	5	38	0.79	7.6	16.2	115
1812LS-274XJL_	270	5	38	0.79	8.3	20.5	105
1812LS-334XJL_	330	5	38	0.79	7.0	22.5	100
1812LS-394XJL_	390	5	38	0.79	5.2	24.5	90
1812LS-474XJL_	470	5	38	0.79	4.4	26.5	85
1812LS-564XJL_	560	5	33	0.79	2.8	28.5	75
1812LS-684XJL_	680	5	33	0.79	2.3	38.0	60
1812LS-824XJL_	820	5	30	0.79	2.1	41.0	55
1812LS-105XJL_	1000	5	30	0.79	1.9	44.0	50

1. When ordering, please specify **termination** and **packaging** codes:

1812LS-105XJLC

**Termination:** L = RoHS compliant silver-palladium-platinum-glass frit.  
Special order: T = RoHS tin-silver-copper (95.5/4/0.5)  
or S = non-RoHS tin-lead (63/37).

**Packaging:** C = 7" machine-ready reel. EIA-481 embossed plastic tape (600 per full reel).

B = Less than full reel. In tape, but not machine-ready.  
To have a leader and trailer added (\$25 charge),  
use code letter C instead.

D = 13" machine-ready reel. EIA-481 embossed plastic tape. Factory order only, not stocked (2200 per full reel).

2. Inductance at 2.5 MHz measured using an Agilent/HP 4286A and a Coilcraft SMD-A fixture with Coilcraft-provided correlation pieces. Inductance at 0.79 MHz measured using an Agilent/HP 4192A and Coilcraft SMD-B test fixture.

3. Q read at test frequency directly on an Agilent/HP 4192A LF impedance analyzer and a Coilcraft SMD-B test fixture.

4. SRF measured using an Agilent/HP 8753D network analyzer and a Coilcraft SMD-D test fixture.

5. DCR measured on a Cambridge Technology micro-ohmmeter.

6. Current that causes a 15°C temperature rise from 25°C ambient. Because of their open construction, these parts will not saturate.

7. Electrical specifications at 25°C.

Refer to Doc 362 "Soldering Surface Mount Components" before soldering. Visit <http://www.coilcraft.com/colrcode.cfm> for part marking data.



[www.coilcraft.com](http://www.coilcraft.com)

US +1-847-639-6400 [sales@coilcraft.com](mailto:sales@coilcraft.com)  
UK +44-1236-730595 [sales@coilcraft-europe.com](mailto:sales@coilcraft-europe.com)  
Taiwan +886-2-2264 3646 [sales@coilcraft.com.tw](mailto:sales@coilcraft.com.tw)  
China +86-21-6218 8074 [sales@coilcraft.com.cn](mailto:sales@coilcraft.com.cn)  
Singapore +65-6484 8412 [sales@coilcraft.com.sg](mailto:sales@coilcraft.com.sg)

Document 106-1 Revised 01/19/12

© Coilcraft Inc. 2012

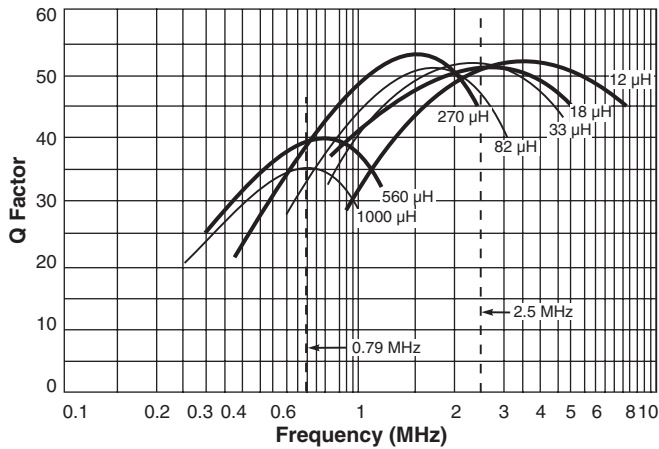
This product may not be used in medical or high risk applications without prior Coilcraft approval. Specification subject to change without notice. Please check out web site for latest information.

**COILCRAFT** ACCURATE  
**PRECISION** REPEATABLE  
MEASUREMENTS  
SEE WEB SITE **TEST FIXTURES**

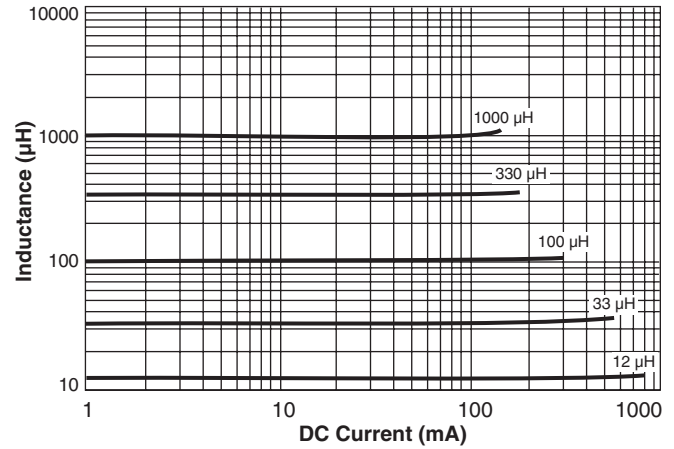


# 1812LS (4532) Chip Inductors

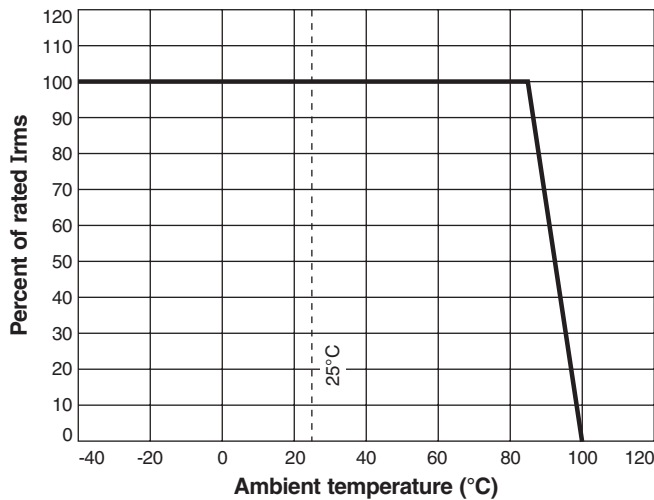
## Typical Q vs Frequency



## Typical L vs Current



## Irms Derating



Designer's Kit C314 contains 10 of each value

**Core material** Ferrite

**Terminations** RoHS compliant silver-palladium-platinum-glass frit. Other terminations available at additional cost.

**Weight** 142 – 171 mg

**Ambient temperature** -40°C to +85°C with Irms current, +85°C to +100°C with derated current

**Storage temperature** Component: -40°C to +100°C. Tape and reel packaging: -40°C to +80°C

**Resistance to soldering heat** Max three 40 second reflows at +260°C, parts cooled to room temperature between cycles

**Temperature Coefficient of Inductance (TCL)** +200 to +700 ppm/°C

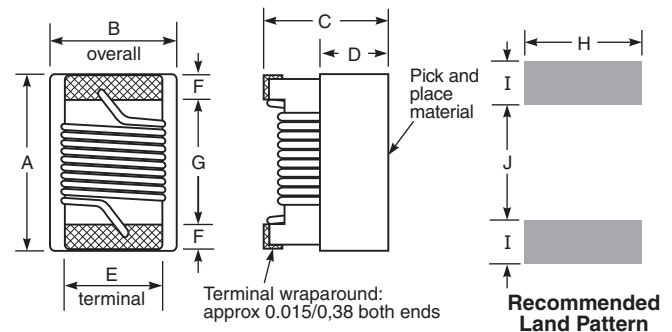
**Moisture Sensitivity Level (MSL)** 1 (unlimited floor life at <30°C / 85% relative humidity)

**Failures in Time (FIT) / Mean Time Between Failures (MTBF)**

One per billion hours / one billion hours, calculated per Telcordia SR-332

**Packaging** 600/7" reel; 2200/13" reel. Plastic tape: 12 mm wide, 0.3 mm thick, 8 mm pocket spacing, 3.7 mm pocket depth

**PCB washing** Only pure water or alcohol recommended



A	B	C	D	E	F	G	H	I	J
max	max	max	ref						
0.195	0.150	0.135	0.070	0.100	0.025	0.128	0.120	0.045	0.118
4,95	3,81	3,43	1,78	2,54	0,64	3,25	3,05	1,14	3,00

**Note:** Height dimension (C) is before optional solder application. For maximum height dimension including solder, add 0.006 in / 0,152 mm.



**US** +1-847-639-6400 sales@coilcraft.com  
**UK** +44-1236-730595 sales@coilcraft-europe.com  
**Taiwan** +886-2-2264 3646 sales@coilcraft.com.tw  
**China** +86-21-6218 8074 sales@coilcraft.com.cn  
**Singapore** + 65-6484 8412 sales@coilcraft.com.sg

Document 106-2 Revised 01/19/12  
 © Coilcraft Inc. 2012  
 This product may not be used in medical of high risk applications without prior Coilcraft approval. Specification subject to change without notice. Please check out web site for latest information.