



ZW-06-10-G-T-450-230



DW-12-12-L-Q-400



BOARD STACKER DW, EW, ZW & HW SERIES

Mates with:
SSW, SSQ, ESW, ESQ,
CES, SLW, BSW, BCS,
SSM, IDSS, IDSD, HLE

SPECIFICATIONS

For complete specifications see www.samtec.com?DW, www.samtec.com?EW or www.samtec.com?ZW

DW, EW, ZW

Insulator Material:
Black Glass
Filled Polyester
Terminal Material:
Phosphor Bronze
Plating:
Au or Sn over 50µ" (1,27µm) Ni
Operating Temp Range:
-55°C to +125°C with Gold
-55°C to +105°C with Tin
RoHS Compliant:
Yes

Processing:
Lead-Free Solderable:
Wave Only



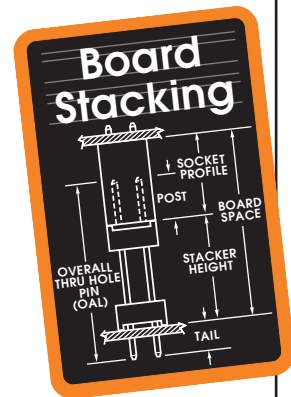
SPECIFICATIONS

For complete specifications see www.samtec.com?HW

HW

Same as ZW except:
Insulator Material:
Natural Liquid Crystal Polymer
RoHS Compliant:
Yes

Processing:
Max Processing Temp:
230°C for 60 seconds, or
260°C for 20 seconds 3x
Lead-Free Solderable:
Yes



TYPE STRIP	NO. PINS PER ROW	LEAD STYLE	PLATING OPTION	ROW OPTION	STACKER HEIGHT	OTHER OPTIONS																														
DW = (2,79mm) .110" Tail	Specify LEAD STYLE from chart	<table border="1"> <thead> <tr> <th>LEAD STYLE</th> <th>OAL</th> </tr> </thead> <tbody> <tr><td>-07</td><td>(10,92).430</td></tr> <tr><td>-08</td><td>(13,46).530</td></tr> <tr><td>-09</td><td>(18,54).730</td></tr> <tr><td>-10</td><td>(21,08).830</td></tr> <tr><td>-11</td><td>(23,62).930</td></tr> <tr><td>-12</td><td>(26,16) 1.030</td></tr> <tr><td>-13</td><td>(31,24) 1.230</td></tr> <tr><td>-14</td><td>(36,32) 1.430</td></tr> <tr><td>-15</td><td>(16,00).630</td></tr> <tr><td>-16</td><td>(11,30).445</td></tr> <tr><td>-17</td><td>(12,19).480</td></tr> <tr><td>-19</td><td>(33,78) 1.330</td></tr> <tr><td>-20</td><td>(28,70) 1.130</td></tr> </tbody> </table>	LEAD STYLE	OAL	-07	(10,92).430	-08	(13,46).530	-09	(18,54).730	-10	(21,08).830	-11	(23,62).930	-12	(26,16) 1.030	-13	(31,24) 1.230	-14	(36,32) 1.430	-15	(16,00).630	-16	(11,30).445	-17	(12,19).480	-19	(33,78) 1.330	-20	(28,70) 1.130	-S = Single Row	-D = Double Row	-T = Triple Row	-Q = Double Row .200" (5,08mm) row space	"XXX" = Stacker Height 	"XXX" = ZW or HW Tail Length
LEAD STYLE			OAL																																	
-07			(10,92).430																																	
-08			(13,46).530																																	
-09			(18,54).730																																	
-10			(21,08).830																																	
-11			(23,62).930																																	
-12			(26,16) 1.030																																	
-13			(31,24) 1.230																																	
-14			(36,32) 1.430																																	
-15			(16,00).630																																	
-16			(11,30).445																																	
-17			(12,19).480																																	
-19			(33,78) 1.330																																	
-20			(28,70) 1.130																																	
EW = (8,38mm) .330" Tail			01 thru 50 	-F = Gold flash on contact, Matte Tin on tail	-L = 10µ" (0,25µm) Gold on contact area of longer tail, Matte Tin on tail	-G = 10µ" (0,25µm) Gold on contact area of longer tail, Gold flash on balance	-T = Matte Tin	-LL = Locking Lead (Shortest dimension between the tail and the post that will be crimped. Available on tails from (2,29) .090" to (7,87) .310" only.) Single row, 01 & 02 positions & -Q row not available "XXX" = Polarized Specify omitted pin position																												
ZW = Custom Tail									-S 	-D 	-T or -Q* 	-Q* = Same as -T except middle row of pins missing.																								
HW = High Temp Custom Tail																																				

Due to technical progress, all designs, specifications and components are subject to change without notice.

WWW.SAMTEC.COM