

UNLESS OTHERWISE NOTED TOLERANCES ARE:

DIMENSIONS ARE IN INCHES	ONE PLACE DECIMALS ±.1	THREE PLACE DECIMALS ± .005	ANGLES ± 2°
	TWO PLACE DECIMALS ±.01	FOUR PLACE DECIMALS ± .0020	

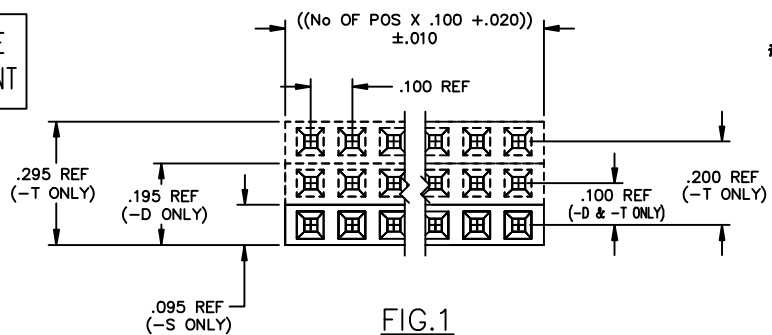
TITLE: ESQ STRIP ASM.
 DWG NO: ESQ-1XX-XX-X-X-XXX-XX-X-XX
 SHEET 1 OF 3

- NOTES:
- CONTACT PUSHOUT SHALL BE 1.5 LBS. MIN.
 - MAX ALLOWABLE BOW .003 INCH/INCH AFTER ASSEMBLY.
 - FOR A 1 POSITION SINGLE ROW ALL SPACERS ARE TO BE TSW-XX-S
 - SPACERS SHALL BE ASSEMBLED AS SHOWN WITH SNAP GROOVES AWAY FROM SSW BODY.
 - FOR IN-PROCESS VIEWS SEE SHEET 3, FIGS 4 & 5.
 - MAX CUT FLASH : .010
 - DO NOT USE DSB SPACER BODY FOR THIS OPTION.

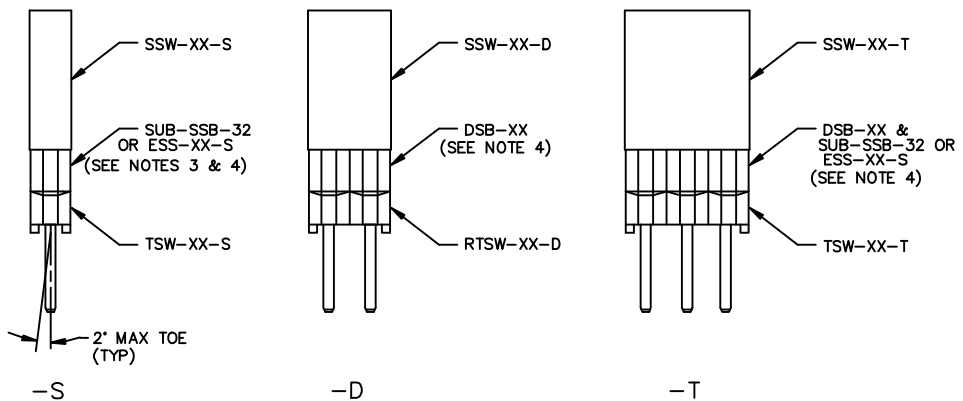
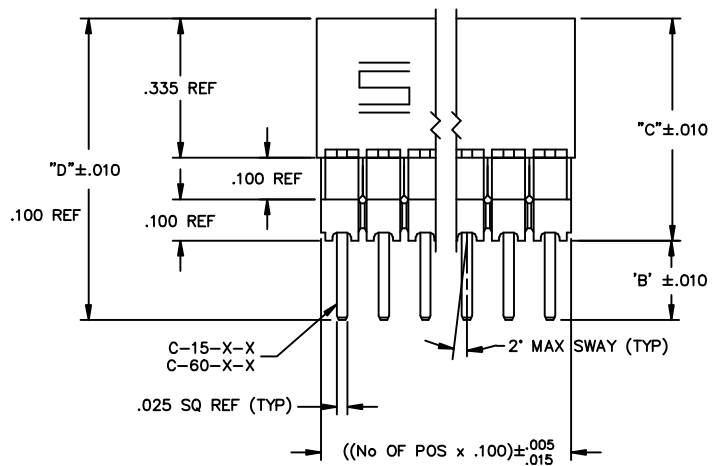
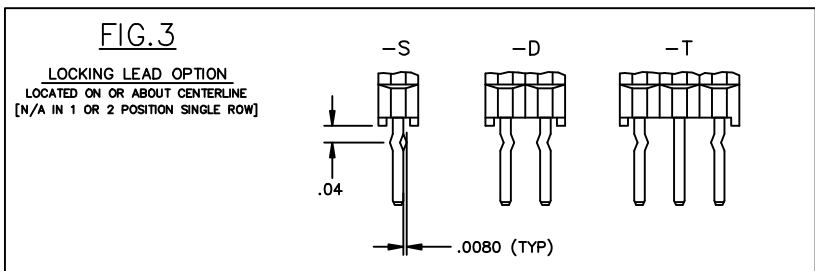
STANDARD INSERTION FORCE	CONTACT	SPACER SPECIFICATION (FOR A ONE POSITION SINGLE ROW SEE NOTE 3)			"B"	"C"	"D"	"E"
		ESQ-S	ESQ-D	ESQ-T				
-12	C-15-2-X	N/A	N/A	N/A	.090	.435	.525	.100
-13	C-15-3-X	N/A	N/A	N/A	.290	.435	.725	N/A
-14	C-15-4-X	N/A	N/A	N/A	.480	.435	.915	N/A
-23	C-15-3-X (1)	SUB-SSB-32 (1)	DSB-XX (1)	SUB-SSB-32 (1)	DSB-XX (1)	.535	.725	N/A
-24	C-15-4-X (1)	SUB-SSB-32 (1)	DSB-XX (1)	SUB-SSB-32 (1)	DSB-XX (1)	.350	.635	.915
-33	C-15-3-X (2)	SUB-SSB-32 (2)	DSB-XX (2)	SUB-SSB-32 (2)	DSB-XX (2)	.090	.635	.725
-34	C-15-4-X (2)	SUB-SSB-32 (2)	DSB-XX (2)	SUB-SSB-32 (2)	DSB-XX (2)	.280	.635	.915
-44	C-15-4-X (1)	ESS-XX-S (3)	DSB-XX (1)	ESS-XX-S (3)	DSB-XX (1)	.180	.735	.915

LOW INSERTION FORCE	CONTACT	SPACER SPECIFICATION (FOR A ONE POSITION SINGLE ROW SEE NOTE 3)			"B"	"C"	"D"	"E"
		ESQ-S	ESQ-D	ESQ-T				
-37	C-60-2-X	N/A	N/A	N/A	.090	.435	.525	.100
-38	C-60-3-X	N/A	N/A	N/A	.290	.435	.725	N/A
-39	C-60-4-X	N/A	N/A	N/A	.480	.435	.915	N/A
-48	C-60-3-X	SUB-SSB-32 (1)	DSB-XX (1)	SUB-SSB-32 (1)	DSB-XX (1)	.190	.535	.725
-49	C-60-4-X (1)	SUB-SSB-32 (1)	DSB-XX (1)	SUB-SSB-32 (1)	DSB-XX (1)	.360	.535	.915
-58	C-60-3-X (2)	SUB-SSB-32 (2)	DSB-XX (2)	SUB-SSB-32 (2)	DSB-XX (2)	.090	.635	.725
-59	C-60-4-X (2)	SUB-SSB-32 (2)	DSB-XX (2)	SUB-SSB-32 (2)	DSB-XX (2)	.280	.635	.915
-69	C-60-4-X (1)	ESS-XX-S (3)	DSB-XX (1)	ESS-XX-S (3)	DSB-XX (1)	.180	.735	.915

DO NOT SCALE FROM THIS PRINT

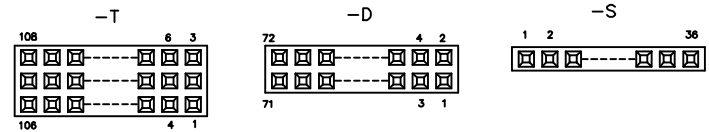


- MW OPTION, DO NOT DESIGN IN. SAMTEC WILL ONLY SUPPORT EXISTING BUSINESS 2/12/02.



PROPRIETARY NOTE
 THIS DOCUMENT CONTAINS INFORMATION CONFIDENTIAL AND PROPRIETARY TO SAMTEC, INC. AND SHALL NOT BE REPRODUCED OR TRANSMITTED TO OTHER DOCUMENTS OR DISCLOSED TO OTHERS OR USED FOR ANY PURPOSE OTHER THAN THAT FOR WHICH IT WAS OBTAINED WITHOUT THE EXPRESS WRITTEN CONSENT OF SAMTEC, INC.

FIG. 2
 POLARIZATION LOCATION
 INSERT PK-D6-N INTO SPECIFIED POS AND BREAK OFF TAB



EXP/PROD/ASSEMBLY/100 ESQ-ASM

samtec

520 PARK EAST BLVD. NEW ALBANY, INDIANA 47150
 PHONE (812) 944-8733 P.O. BOX 1147
 CODE 55322

MADE BY: JORDAN 7-16-85

ESQ-1XX-XX-X-X-XXX-XX-X-XX
 SHEET 1 OF 3