


SERIES L18A, B, C

● FEATURES

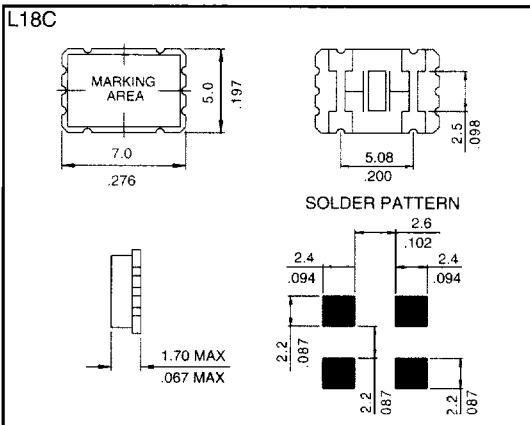
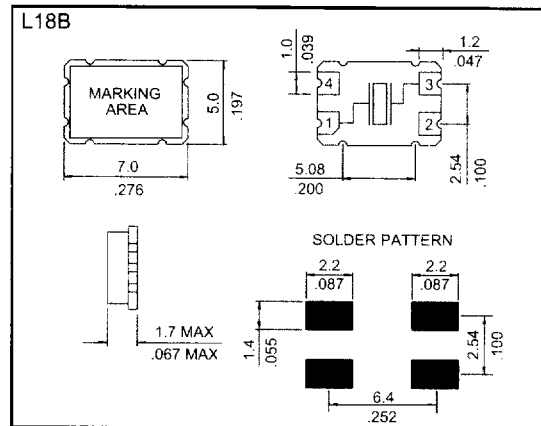
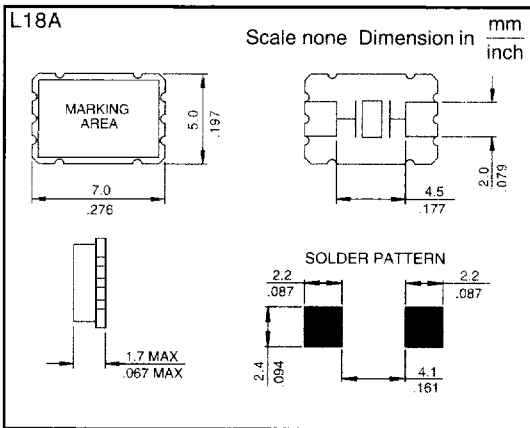
- 1.7 mm MAXIMUM HEIGHT
- THREE (3) OPTIONAL FOOTPRINTS
- LOW COST AT CUT PERFORMANCE

● SPECIFICATIONS

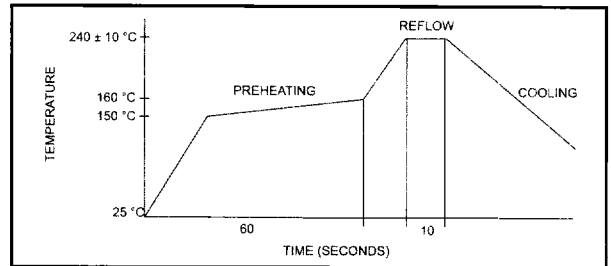
FREQUENCY RANGE	9.00 MHz TO 40.00 MHz (FUNDAMENTAL) 40.00 MHz TO 70.00 MHz (THIRD OVERTONE)
FREQUENCY TOLERANCE AT 25°C	±50 PPM MAXIMUM (±30 PPM AVAILABLE)
FREQUENCY STABILITY OVER TEMPERATURE	±50 PPM MAXIMUM (±30 PPM AVAILABLE)
OPERATING TEMPERATURE RANGE	-20°C TO +70°C STANDARD
STORAGE TEMPERATURE RANGE	-40°C TO +85°C
AGING (FIRST YEAR)	±5 PPM MAX
LOAD CAPACITANCE	10 pF TO 32 pF OR SERIES
SHUNT CAPACITANCE	5.0 pF MAXIMUM
EQUIVALENT SERIES RESISTANCE	60 OHMS MAXIMUM
DRIVE LEVEL	10 TO 100 μW TYPICAL
SHOCK RESISTANCE	±5 PPM 75 cm DROP TEST IN 3 AXES ONTO A HARD SURFACE
REFLOW CONDITIONS	240° C FOR 10 s MAXIMUM



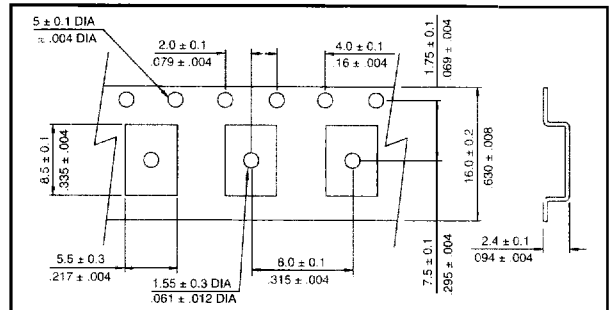
● OUTLINE DRAWINGS



● SOLDER REFLOW PROFILE



● CARRIER TAPE DIMENSIONS



● PACKAGING

180mm REEL DIAMETER
16mm TAPE WIDTH, 8mm PITCH
QUANTITY: 1000 PIECES PER REEL

● PART NUMBERING SYSTEM

HOLDER TYPE	FREQUENCY	LOAD CAPACITANCE	MODE		TAPE AND REEL
			FUND 3OT	FUNDAMENTAL THIRD OVERTONE	
L18A L18B L18C	IN MHZ	16 TO 32 pF FOR PARALLEL S FOR SERIES			T

EXAMPLE: L18B-35.2512-18-T
L18C-40.960-20-3OT-T