


(1,27mm) .050"


FTR SERIES

SMT MICRO HEADER


FTR-115-52-G-D



FTR-120-02-G-S



FTR-130-02-G-D



SPECIFICATIONS

For complete specifications and recommended PCB layouts see www.samtec.com?FTR

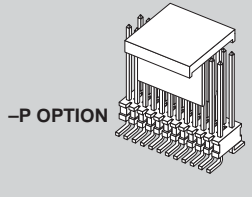
Insulator Material: Black Liquid Crystal Polymer
Terminal Material: Phosphor Bronze
Plating: Au or Sn over 50µ" (1,27µm) Ni
Current Rating: 1A
Operating Temp Range: -55°C to +105°C with Tin; -55°C to +125°C with Gold
RoHS Compliant: Yes



Processing:
Lead-Free Solderable: Yes
SMT Lead Coplanarity: (0,10mm) .004" max (02-20) (0,15mm) .006" max (21-40)

Mates with:
RSM, SMS, SLM

OPTIONS



Single and double row

(2,54mm) .100"

Surface Mount

Micro pitch (1,27mm) .050"

Available with optional Pick & Place Pad

FTR	1	NO. PINS PER ROW	LEAD STYLE	PLATING OPTION	ROW OPTION	OPTION
		02 thru 40	Specify LEAD STYLE from chart	<p>-L = 10µ" (0,25µm) Gold on post, Matte Tin on tail</p> <p>-G = 10µ" (0,25µm) Gold on post, Gold flash on tail</p>	<p>-S = Single Row</p> <p>-D = Double Row</p>	<p>-“XX” = Polarized</p> <p>-A = Alignment Pin (5 positions minimum -D only) (Metal or plastic at Samtec discretion) (N/A with -LC)</p> <p>-LC = Locking Clip (6 positions minimum -D only) (N/A with -A) (Manual placement required)</p> <p>-P = Plastic Pick & Place Pad (-D= 5 positions minimum) (-S= 8 positions minimum)</p> <p>-TR = Tape & Reel (-S= 4 positions minimum)</p>

LEAD STYLE	B
-01	(5,84) .230
-02	(2,54) .100
-03	(3,18) .125
-51	(4,83) .190
-52	(5,21) .205
-53	(7,24) .285
-54	(8,51) .335
-55	(9,91) .390
-56	(10,29) .405
-57	(10,92) .430

Note: Other Gold plating options available. Contact Samtec.
Note: Some sizes, styles and options are non-standard, non-returnable.

Due to technical progress, all designs, specifications and components are subject to change without notice.

WWW.SAMTEC.COM