

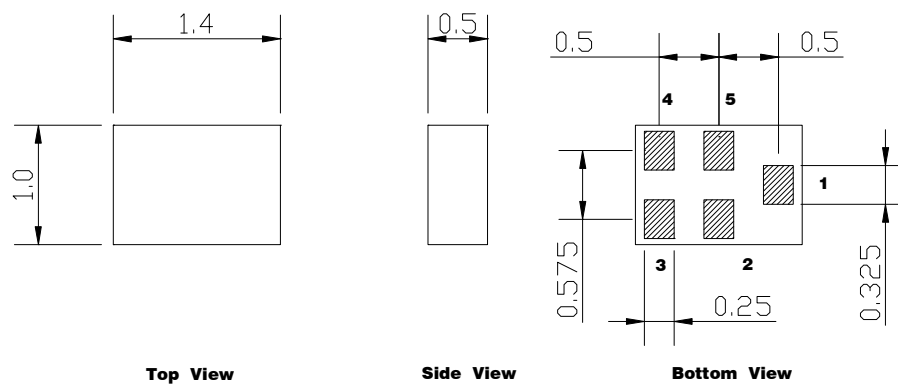
SAW Bandpass Filter F1G8A



Features

- PCS applications
- Usable bandwidth 58.9 MHz
- No impedance matching require for operation at 50 Ω
- SMD Package 1.4 mm × 1.0 mm × 0.5 mm
- Single-ended Operation

Package Dimensions




Pin Configuration	
1	Input
4	Output
2, 3, 5	Ground

Maximum Ratings

Parameter	Unit	Minimum	Typical	Maximum
Operating Temperature Range	°C	-30	25	85
Storage Temperature Range	°C	-	-	-
Power Handling Capability	dBm	-	-	-

Electrostatics Sensitive Device (ESD)

 Integrated Technology Future	ITF Co., Ltd. 102-901, Bucheon Technopark 364, Samjeong-Dong, Ojeong-Gu, Bucheon-City, Gyeonggi-Do, Korea 421-809	Part No.	NCLL01-F1G8A	
		Rev. Date	2010-12-17	
		Rev.	PS01	1/7

SAW Bandpass Filter F1G8A



Specifications

Fc =1880.0MHz


Terminating source impedance : single 50Ω

Terminating load impedance : single 50Ω

		Minimum	Typical	Maximum
Center Frequency	MHz	-	1880.0	-
Insertion Loss (1850.6~1909.4 MHz)	dB	-	2.4	4.8
Amplitude Ripple (1850.6~1909.4 MHz)	dB p-p	-	1.3	2.7
Relative Attenuation				
D.C. ~ 1570 MHz	dB	40.0	48.0	-
1570 ~ 1580 MHz		35.0	46.0	-
1580 ~ 1770 MHz		30.0	54.0	-
1770 ~ 1829.4 MHz		20.0	39.0	-
1930.6 ~ 1989.4 MHz		17.0	39.0	-
1989.4 ~ 3000 MHz		12.0	22.0	-
VSWR (1850.6~1909.4 MHz)	-	-	2.0	2.5

Notes :

- 1) All specifications are based on the matching schematic shown below, measured by Agilent Network analyzer and full 2 port calibration.
- 2) Electrical margin has been built into the design to account for the variations due to temperature drift and manufacturing tolerances

 Integrated Technology Future	ITF Co., Ltd. 102-901, Bucheon Technopark 364, Samjeong-Dong, Ojeong-Gu, Bucheon-City, Gyeonggi-Do, Korea 421-809	Part No.	NCLL01-F1G8A	
		Rev. Date	2010-12-17	
		Rev.	PS01	2/7

SAW Bandpass Filter F1G8A




Matching Schematic

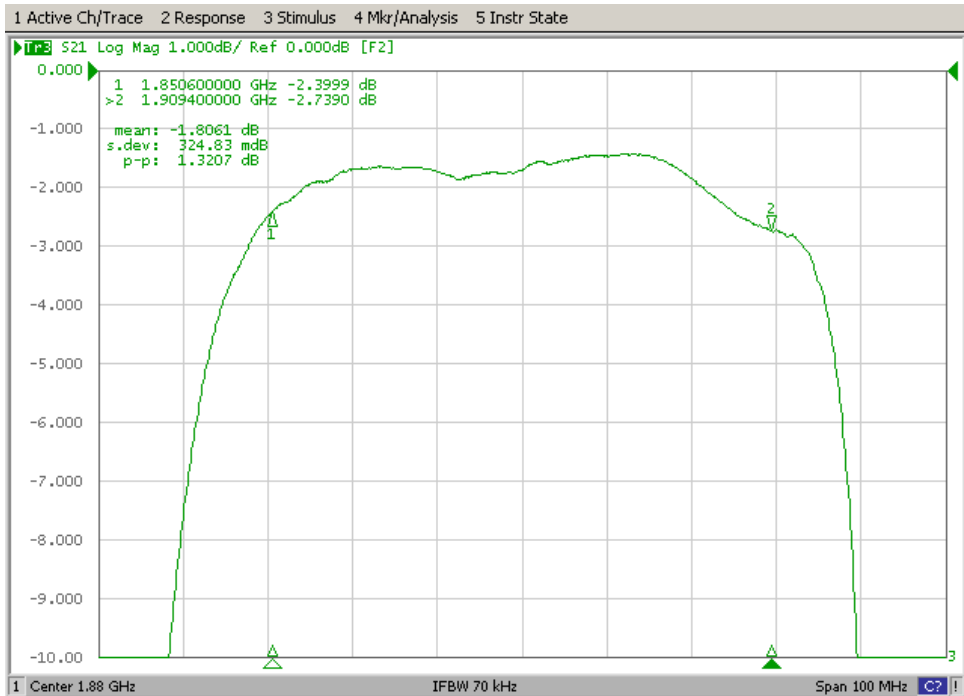
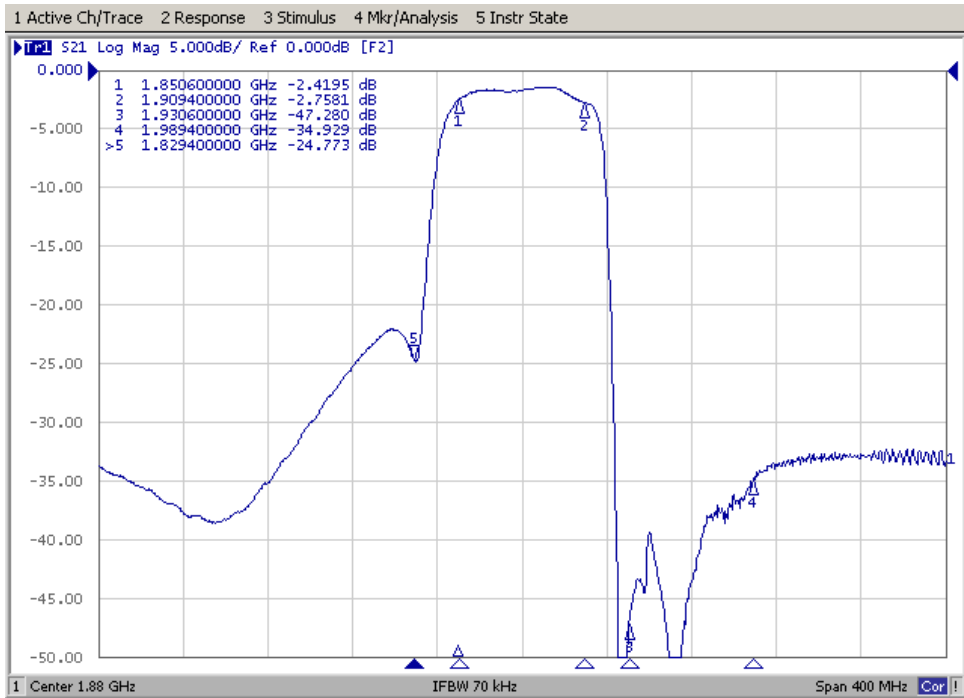
(Actual matching values may vary due to PCB layout and parasitics)



Marking Configuration

 Integrated Technology Future	ITF Co., Ltd. 102-901, Bucheon Technopark 364, Samjeong-Dong, Ojeong-Gu, Bucheon-City, Gyeonggi-Do, Korea 421-809	Part No.	NCLL01-F1G8A	
		Rev. Date	2010-12-17	
		Rev.	PS01	3/7

Typical Performance

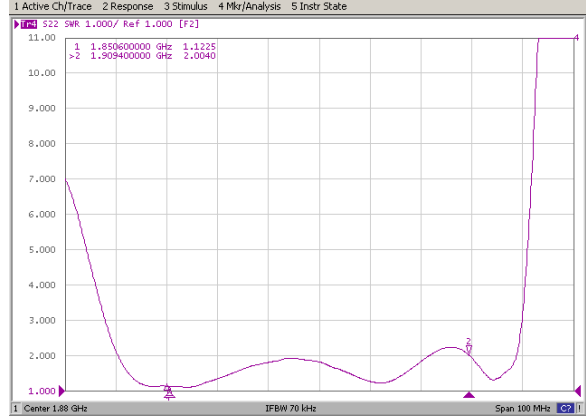
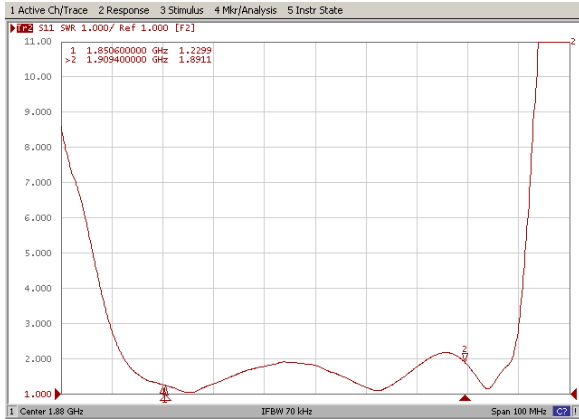


	ITF Co., Ltd. 102-901, Bucheon Technopark 364, Samjeong-Dong, Ojeong-Gu, Bucheon-City, Gyeonggi-Do, Korea 421-809	Part No.	NCLL01-F1G8A	
		Rev. Date	2010-12-17	
		Rev.	PS01	4/7

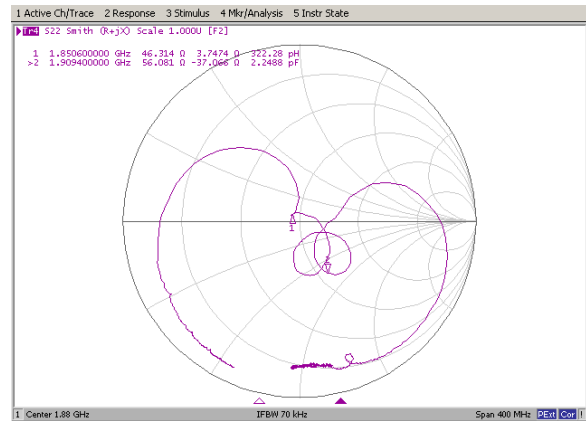
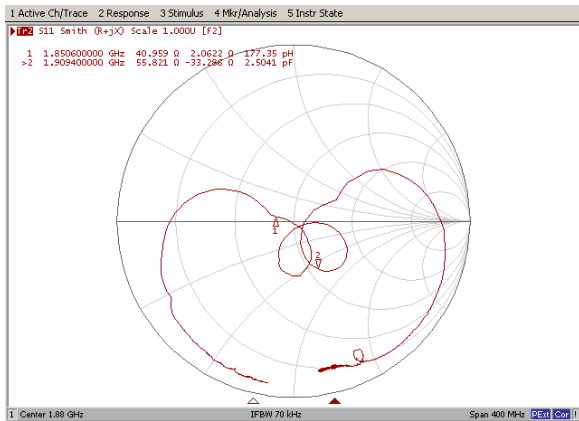
SAW Bandpass Filter F1G8A



S11, S22 VSWR



S11, S22 Smith Chart

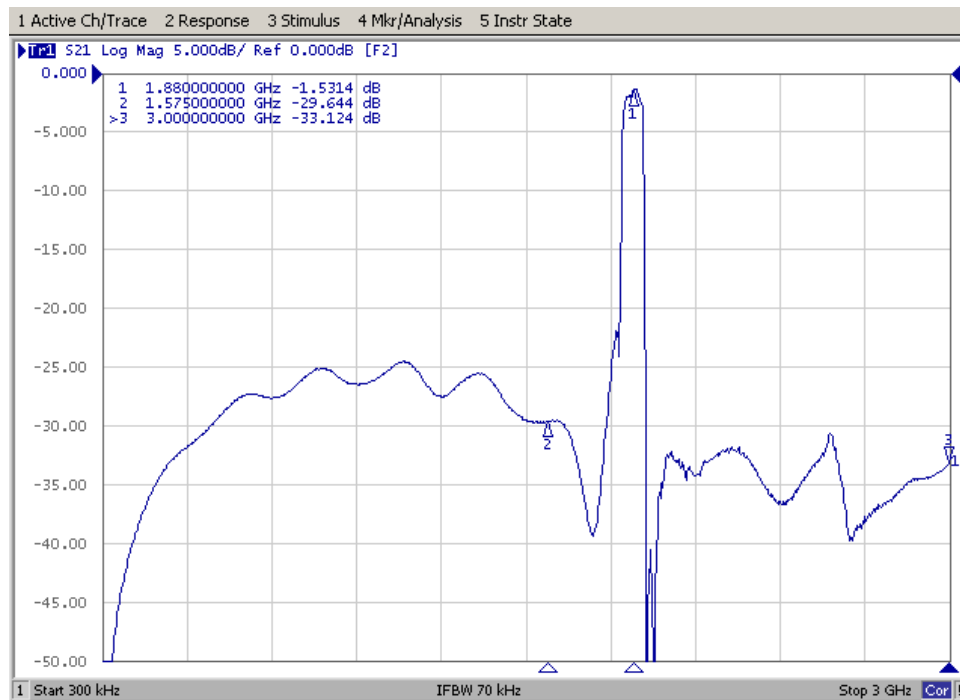



	ITF Co., Ltd. 102-901, Bucheon Technopark 364, Samjeong-Dong, Ojeong-Gu, Bucheon-City, Gyeonggi-Do, Korea 421-809	Part No.	NCLL01-F1G8A	
		Rev. Date	2010-12-17	
		Rev.	PS01	5/7

SAW Bandpass Filter F1G8A



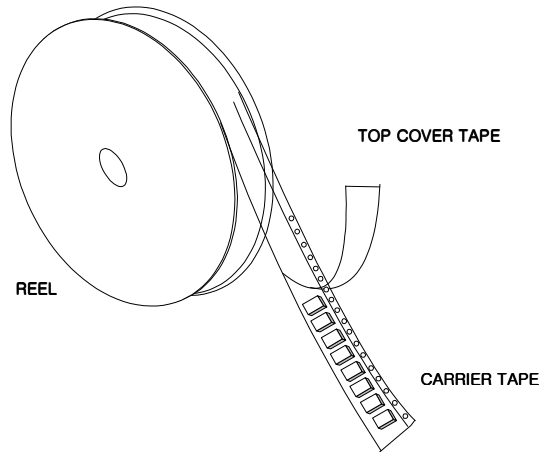
S21 Wide Band



	ITF Co., Ltd. 102-901, Bucheon Technopark 364, Samjeong-Dong, Ojeong-Gu, Bucheon-City, Gyeonggi-Do, Korea 421-809	Part No.	NCLL01-F1G8A	
		Rev. Date	2010-12-17	
		Rev.	PS01	6/7

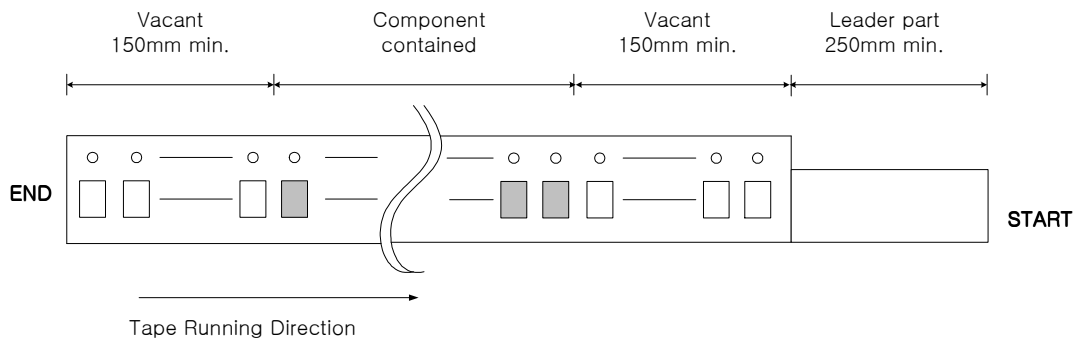
Packing Specification

1. Reeling Quantity : 3,000 pcs / reel (or 15,000 pcs / reel)
2. Taping Structure : The tape shall be wound around the reel in the direction shown below.



Tape Specification

1. Leader part and vacant position specification

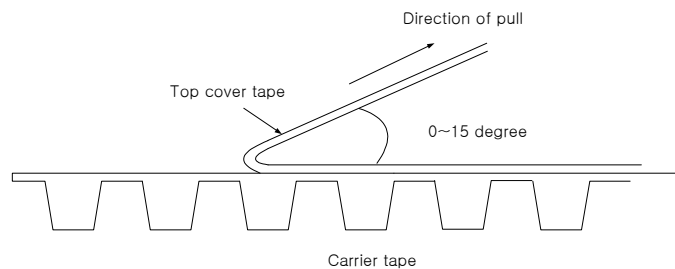


2. Tensile strength of carrier tape

4.4N/mm width

3. Top cover tape adhesion

- 1) pull off angle : 0~15°
- 2) speed : 300mm/min
- 3) force : 20~70g



	ITF Co., Ltd. 102-901, Bucheon Technopark 364, Samjeong-Dong, Ojeong-Gu, Bucheon-City, Gyeonggi-Do, Korea 421-809	Part No.	NCLL01-F1G8A	
		Rev. Date	2010-12-17	
		Rev.	PS01	7/7