

REVISION AH

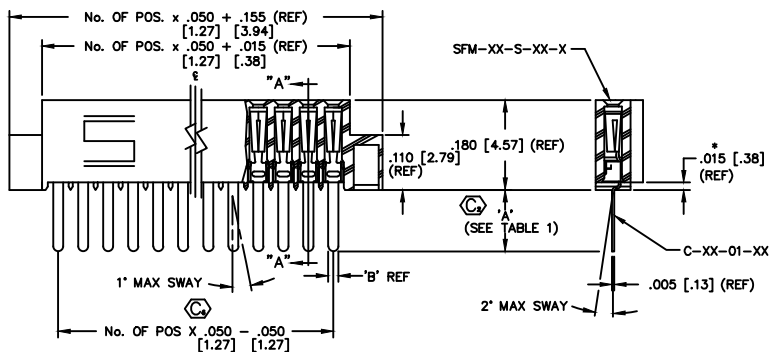
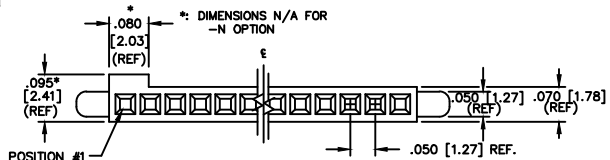


FIG. 1
THROUGH HOLE/STRAIGHT MODIFIED

DIFFERENT AS SHOWN OTHERWISE SAME AS FIG. 1

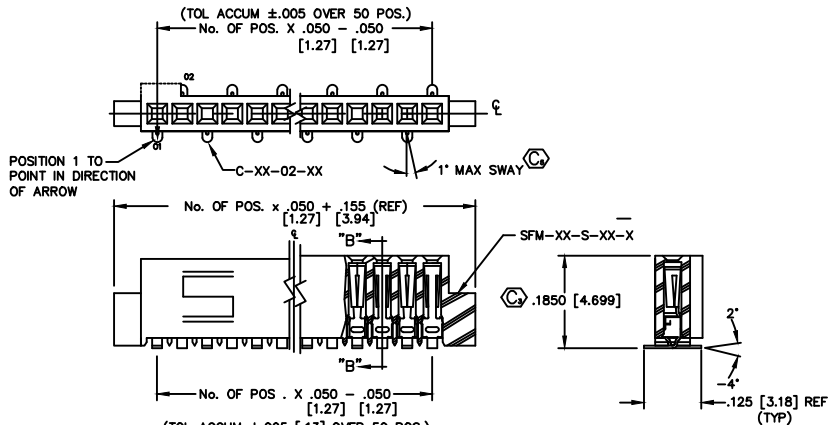


FIG. 2
-02: SURFACE MOUNT

PROPRIETARY NOTE
THIS DOCUMENT CONTAINS INFORMATION OF A PROPRIETARY AND CONFIDENTIAL NATURE. IT IS THE PROPERTY OF SAMTEC, INC. AND IS NOT TO BE REPRODUCED OR TRANSMITTED IN ANY FORM OR BY ANY MEANS, ELECTRONIC OR MECHANICAL, INCLUDING PHOTOCOPYING, RECORDING, OR BY ANY INFORMATION STORAGE AND RETRIEVAL SYSTEM, WITHOUT THE WRITTEN PERMISSION OF SAMTEC, INC.

DIMENSIONS ARE IN INCHES		UNLESS OTHERWISE NOTED		TOLERANCES ARE:	ANGLES	TITLE: .050 [1.27] C.L. SOCKET STRIP SINGLE ROW ASSEMBLY	DWG NO: SFM-1XX-XX-XX-S-XX SHEET 1 OF 2
ONE PLACE DECIMALS: ±.1 [3]	TWO PLACE DECIMALS: ±.01 [-3]	THREE PLACE DECIMALS: ±.005 [.13]	FOUR PLACE DECIMALS: ±.0020 [.051]	± 2*			

- SFM-1XX-XX-XX-S-XX**
- NO. OF POSITIONS**
ALL POSITIONS AVAILABLE
-2 THRU -50
USE BODY: (SFM-XX-S-XX-X)
- LEAD STYLE**
- 01: THROUGH HOLE
USE CONTACT: (C-44-01-XX)
(SEE FIG. 1)
 - 02: SURFACE MOUNT
USE CONTACT: (C-44-02-XX)
(SEE FIG. 2)
 - 03: STRAIGHT MODIFIED
USE CONTACT: (C-44-03-XX)
(SEE FIG. 1)
 - L1: THROUGH HOLE (LOW INSERTION)
USE CONTACT: (C-81-01-XXX)
(SEE FIG. 1)
 - L2: SURFACE MOUNT (LOW INSERTION)
USE CONTACT: (C-81-02-XXX)
(SEE FIG. 2)
 - L3: STRAIGHT MODIFIED (LOW INSERTION)
USE CONTACT: (C-81-03-XXX)
(SEE FIG. 1)
 - T1: THROUGH HOLE (PHOS BRONZE)
USE CONTACT: (C-119-01-XXX)
(SEE FIG. 1)
 - T2: SURFACE MOUNT (PHOS BRONZE)
USE CONTACT: (C-119-02-XXX)
(SEE FIG. 1)
- OPTIONS**
(LEAVE BLANK FOR STANDARD AND USE SFM-XX-S-LC-X)
-N: NO POLARIZATION NOTCH (USE SFM-XX-S-XX-N)
-A: ALIGNMENT PIN (USE SFM-XX-S-A-X)
(SEE FIGURE 3)
-LC: LOOKING CLIP (SEE FIGURE 5) (SEE NOTE 5)
(USE (2) LC-05-TM & SFM-XX-S-LC-X)
-P: PICK AND PLACE PAD (SEE FIGURE 4)
USE PPP-14
-K: POLYIMIDE FILM (SEE FIG. 6, SHT. 2)
-TR: TAPE AND REEL (-X2 LEAD STYLE ONLY)
*-SN: SOLDER NAIL (SEE SHT. 3, FIG. 7)
- BODY SPECIFICATION**
-S: SINGLE ROW
- PLATING SPECIFICATION**
- S: SELECTIVE, 30 Au / 50 NI MIN ON CONTACT, MATTE TIN TAIL
 - F: FLASH SELECTIVE, 3 Au / 50 NI MIN ON CONTACT, MATTE TIN TAIL
 - L: LIGHT SELECTIVE, 10 Au / 50 NI MIN ON CONTACT, MATTE TIN TAIL
 - SM: SELECTIVE, 30 Au / 50 NI MIN ON CONTACT, MATTE TIN TAIL
 - FM: FLASH SELECTIVE, 3 Au / 50 NI MIN ON CONTACT, MATTE TIN TAIL
 - LM: LIGHT SELECTIVE, 10 Au / 50 NI MIN ON CONTACT, MATTE TIN TAIL

TABLE 1

SUFFIX	TAIL LENGTH "A"	TAIL WIDTH "B"
-01,-L1	.120 [3.05]	.020 [.51]
-03,-L3	.075 [1.91]	.016 [.41]

- NOTES:
1. MIN. PUSHOUT FORCE: .5 lb.
 2. COPLANARITY TO BE WITHIN .004 [.10].
 3. (C) REPRESENTS CRITICAL DIMENSION FOR STATISTICAL PROCESS CONTROL.
 4. TUBE ALL POSITIONS.
 5. DUE TO THE HIGH AMOUNT OF INSERTION FORCE NEEDED, THE -LC OPTION IS NOT COMPATIBLE WITH AUTO PLACEMENT. SAMTEC RECOMMENDS MANUAL PLACEMENT FOR ALL ASSEMBLIES WITH THE -LC OPTION.

PLOT SCALE: 1=15
EXISPROD\ASSEMBLY\050 SFMASMS1

MATERIAL:
INSULATOR:
LCP, UL 94 VO
CONTACT:
BeCu

samtec
620 PARK EAST BLVD., NEW ALBANY, INDIANA 47150
PHONE (812) 944-6733 P.O. BOX 1147
CODE 55322

MADE BY: REIDINGER 9-8-92
CHECKED BY: McCARTIN
DEM
SFM-1XX-XX-XX-S-XX SHEET 1 OF 2

REV. AH

FIG. 3
-A: ALIGNMENT PIN
DIFFERENT AS SHOWN OTHERWISE SAME AS FIG. 1

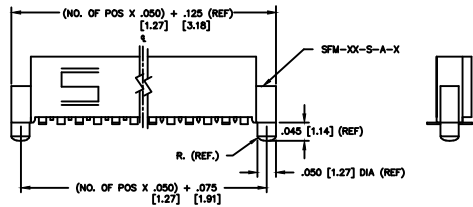


FIG. 4
-P: PICK & PLACE PAD
(PLACE PAD ABOUT C.L. AS SHOWN)
DIFFERENT AS SHOWN OTHERWISE SAME AS FIG. 1

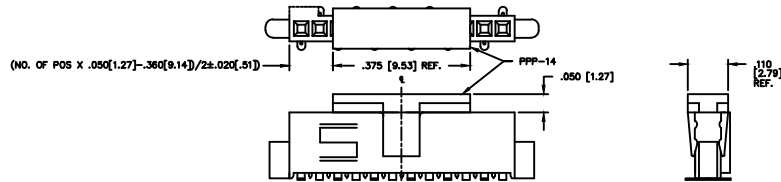


FIG. 5
-LC: LOCKING CLIP
DIFFERENT AS SHOWN OTHERWISE SAME AS FIG. 1

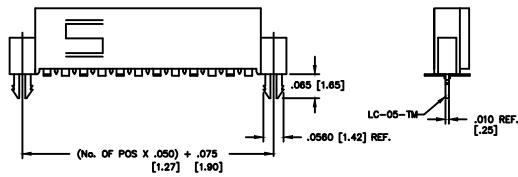
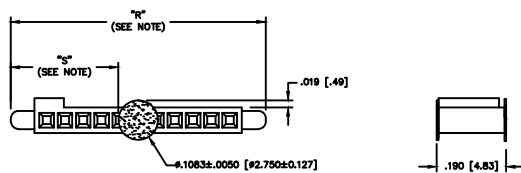


FIG. 6
-K: OPTION (POLYAMIDE FILM PAD)

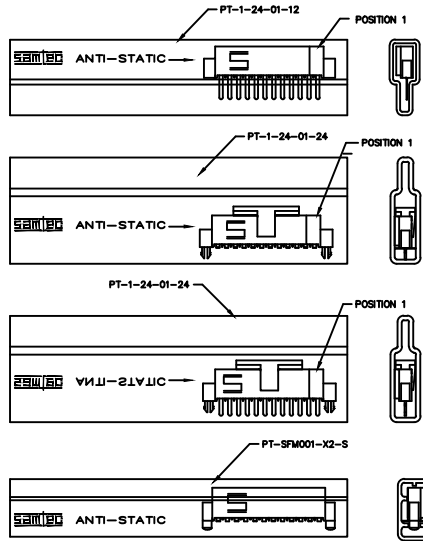


NOTE: "M" = USED MEASURED DIMENSION [REF]
"S" = [(7W-.1063 [2.75]) / 2] ± .020 [51]

PROPRIETARY NOTE
THIS DOCUMENT CONTAINS INFORMATION CONFIDENTIAL AND PROPRIETARY TO SAMTEC INC. AND SHALL NOT BE REPRODUCED OR TRANSMITTED IN ANY FORM OR BY ANY MEANS, ELECTRONIC OR MECHANICAL, INCLUDING PHOTOCOPYING, RECORDING, OR BY ANY INFORMATION STORAGE AND RETRIEVAL SYSTEM, WITHOUT THE WRITTEN CONSENT OF SAMTEC INC.

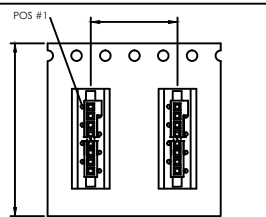
DIMENSIONS ARE IN INCHES		UNLESS OTHERWISE NOTED		TOLERANCES ARE:		TITLE: .050 [1.27] C.L. SOCKET STRIP SINGLE ROW ASSEMBLY		DWG NO: SFM-1XX-XX-XX-S-XX SHEET 2 OF 2	
ONE PLACE DECIMALS ± 1 [3]	TWO PLACE DECIMALS ± .01 [-3]	THREE PLACE DECIMALS ± .005 [13]	FOUR PLACE DECIMALS ± .0020 [51]	ANGLES	± 2°				

PACKAGE PARTS IN TUBE AS SHOWN



PACKAGING TUBE TABLE

LEAD STYLE	PACKAGING TUBE	PLUG
-X1-S	PT-1-24-01-12	TP-12
-X1-S-A	PT-1-24-01-12	TP-12
-X1-S-LC	PT-1-24-01-12	TP-12
-X1-S-P	PT-1-24-01-24	TP-24
-X1-S-A-P	PT-1-24-01-24	TP-24
-X1-S-LC-P	PT-1-24-01-24	TP-24
-X2-S	PT-1-24-01-12	TP-12
-X2-S-A	PT-SFM001-X2-S	TP-12
-X2-S-K	PT-SFM001-X2-S	TP-12
-X2-S-SN	PT-SFM001-X2-S	TP-12
-X2-S-LC	PT-1-24-01-12	TP-12
-X2-S-P	PT-1-24-01-17	TP-07
-X2-S-A-P	PT-1-24-01-24	TP-24
-X2-S-LC-P	PT-1-24-01-17	TP-07
-X3-S	PT-1-24-01-12	TP-12
-X3-S-A	PT-1-24-01-12	TP-12
-X3-S-LC	PT-1-24-01-12	TP-12
-X3-S-P	PT-1-24-01-24	TP-24
-X3-S-A-P	PT-1-24-01-24	TP-24
-X3-S-LC-P	PT-1-24-01-24	TP-24



USER DIRECTION OF UN-REELING
POCKET NOT DETAILED



-TR: TAPE AND REEL

samtec

EXSPROD ASSEMBLY 050 SFMASMS2
520 PARK EAST BLVD., NEW ALBANY, INDIANA 47150
PHONE (812) 944-6733 P.O. BOX 1147
CODE 55322

MADE BY: REIDINGER 9-8-92
CHECKED BY: MCCARTIN DEM
DWG. APPROVAL: DEM
SFM-1XX-XX-XX-S-XX SHEET 2 OF 2

REV. AH

DIMENSIONS ARE IN INCHES		UNLESS OTHERWISE NOTED		TOLERANCES ARE		TITLE: .050 [1.27] C.L.	DWG NO:
ONE PLACE DECIMALS: ± .1 [3]	THREE PLACE DECIMALS: ± .005 [.13]	ANGLES	FOUR PLACE DECIMALS: ± .0020 [.051]		± 2°	SOCKET STRIP	SFM-1XX-XX-XX-S-XX
TWO PLACE DECIMALS: ± .01 [.3]						SINGLE ROW ASSEMBLY	SHEET 03

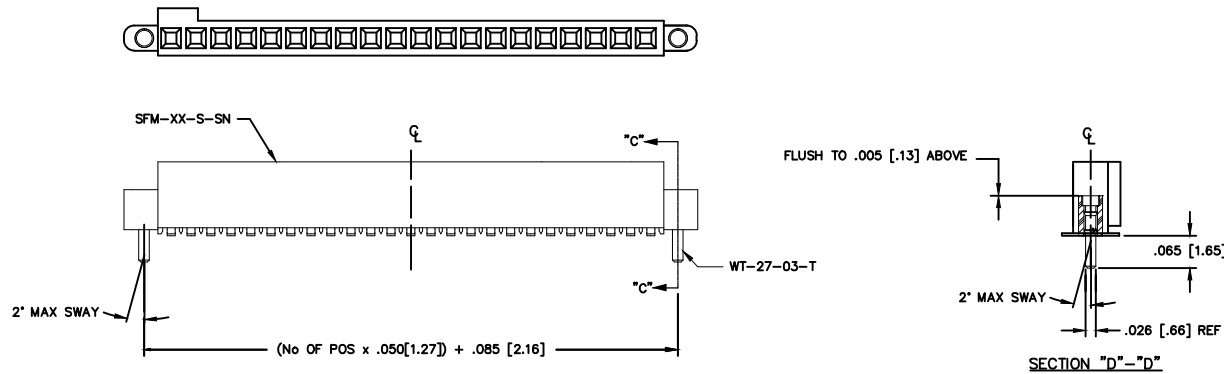


FIG. 7
 * -SN: SOLDER NAIL OPTION
 DIFFERENT AS SHOWN OTHERWISE SAME AS FIG. 1

PROPRIETARY NOTE
 THIS DOCUMENT CONTAINS INFORMATION CONFIDENTIAL AND PROPRIETARY TO SAMTEC INC. AND SHALL NOT BE REPRODUCED OR TRANSFERRED TO OTHER DOCUMENTS OR DISCLOSED TO OTHERS OR USED FOR ANY PURPOSE OTHER THAN THAT FOR WHICH IT WAS OBTAINED WITHOUT THE EXPRESSED WRITTEN CONSENT OF SAMTEC INC.

SFM-1XX-XX-XX-S-XX-ASM3
 EXISPROD\ASSEMBLY\050

samtec

520 PARK EAST BLVD. NEW ALBANY, INDIANA 47150
 PHONE (812) 944-6733 P.O. BOX 1147
 CODE 55322

MADE BY: REIDINGER 9-8-92	ENG. APPROVAL: DEM	SFM-1XX-XX-XX-S-XX
CHECKED BY: McCARTIN		SHEET 3 OF 3