


Features

- Low forward voltage.
- Designed for mounting on small surface.
- Extremely thin /leadless package.
- Majority carrier conduction.

Mechanical Data

- Case: 0603-B standard package, molder
- Terminals: Gold plated, solderable per MIL-STD-750, method 2026.
- Marking Code: Cathode band & BA
- Mounting position: Any
- Weight: 0.003 gram (approx.).

0603-B



Ordering Information (example)

Part No.	Package	Packing	Packing code	Green Compound Packing code
TSS0230LU	0603-B	4K/7inch(Reel)	R4	R4G

Maximum Ratings and Electrical Characteristics

Rating at 25°C ambient temperature unless otherwise specified.

Maximum Rating(at TA=25°C unless otherwise noted)

Parameter	Conditions	Symbol	Min	Typ	Max	Unit
Repetitive peak reverse voltage		V_{RRM}			35	V
Reverse voltage		V_R			30	V
Average forward current		I_o			200	mA
Forward current,surge peak	8.3ms single half sine-wave superimposed on rate load (JEDEC method)	I_{FSM}			1	A
Power Dissipation		P_D			150	mW
Storage temperature		T_{STG}	-40		+125	°C
Junction temperature		T_j			+125	°C

Electrical Characteristics (at TA=25°C unless otherwise noted)

Parameter	Conditions	Symbol	Min	Typ	Max	Unit
Forward voltage	$I_F = 200 \text{ mA}$	V_F			0.5	V
Reverse current	$V_R = 10V$	I_R			30	uA

Rating and Sharacteristic Curves

FIG.1 Forward characteristics

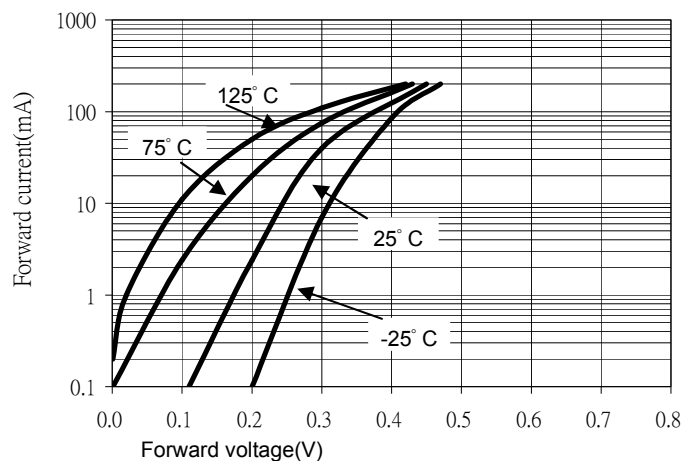


FIG. 2 Reverse characteristice

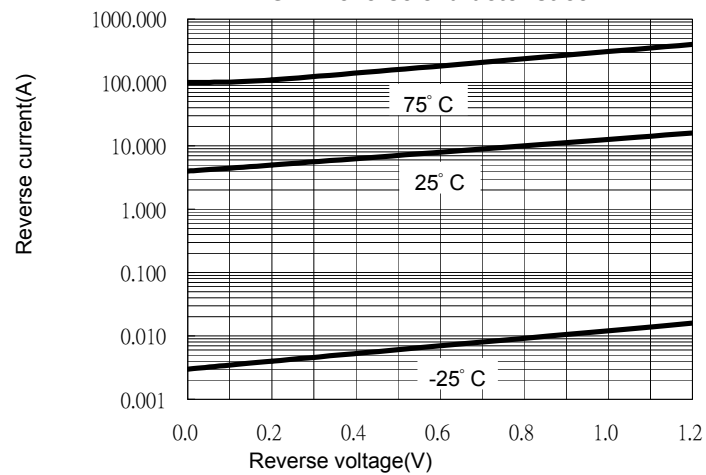
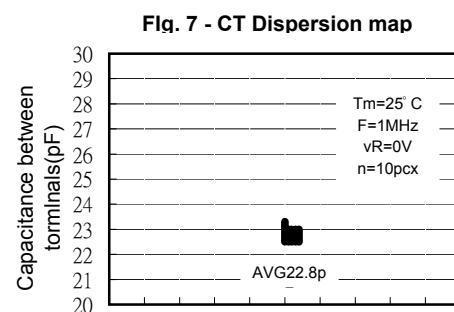

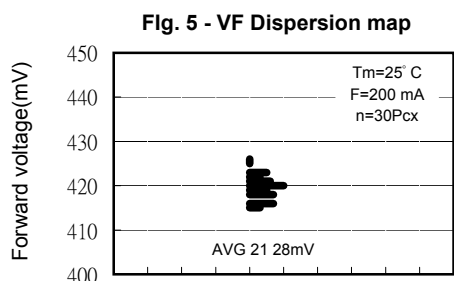
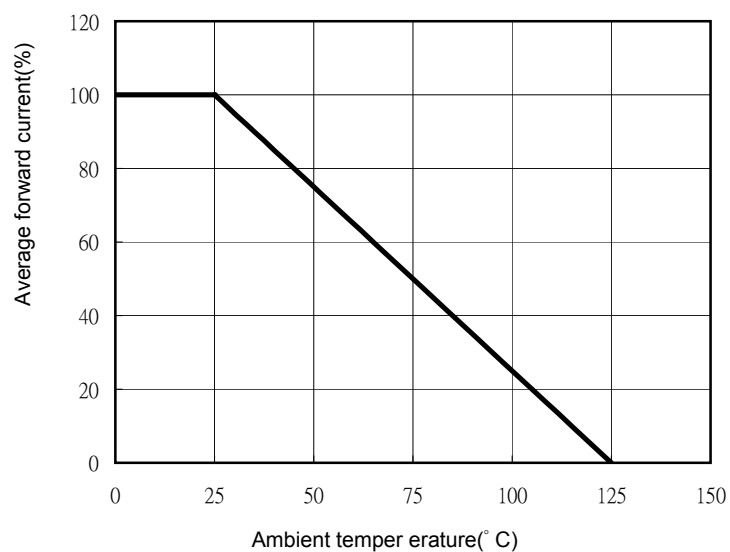
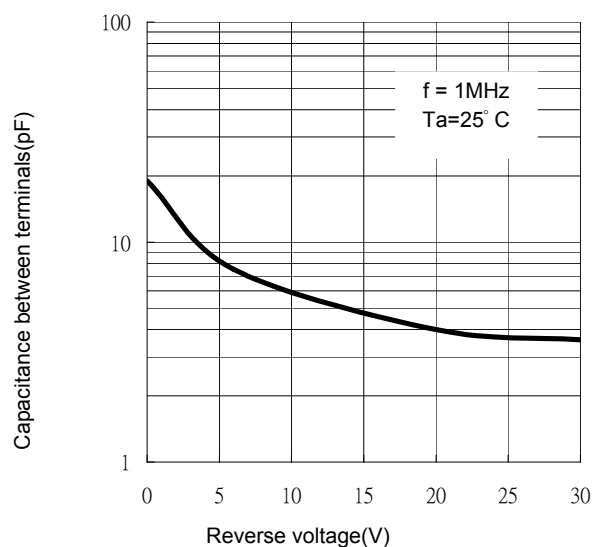
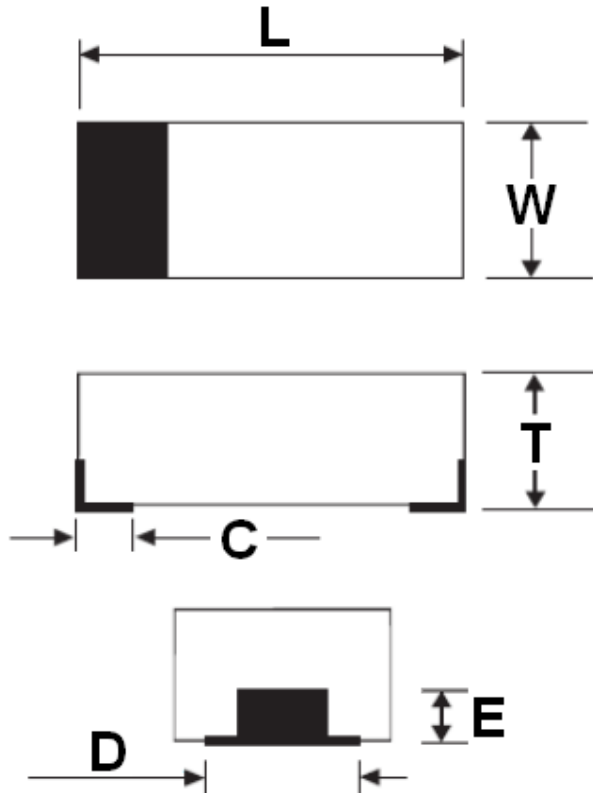


FIG. 3 - Capacitance between terminals



Ordering information

Part No.	Package	Packing	Packing code	Green Compound Packing code
TSS0230LU	0603-B	4K/7inch(Reel)	R4	R4G

Dimensions


Dimensions in inches and (millimeter)

DIM.	Unit(mm)		
	Min	Typical	Max
L	1.60	-	1.80
W	0.80	-	1.00
T	0.70	-	0.85
C	-	0.35	-
D	-	0.70	-
E	-	0.30	-

DIM.	Unit(inch)		
	Min	Typical	Max
L	0.063	-	0.071
W	0.031	-	0.039
T	0.027	-	0.033
C	-	0.014	-
D	-	0.028	-
E	-	0.012	-