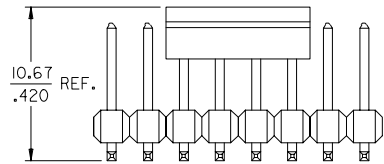
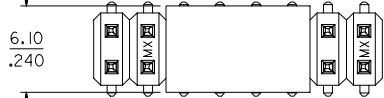
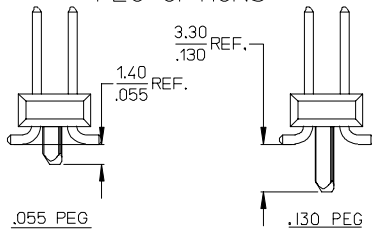


13 12 11 10 9 8 7 6 5 4 3 2 1

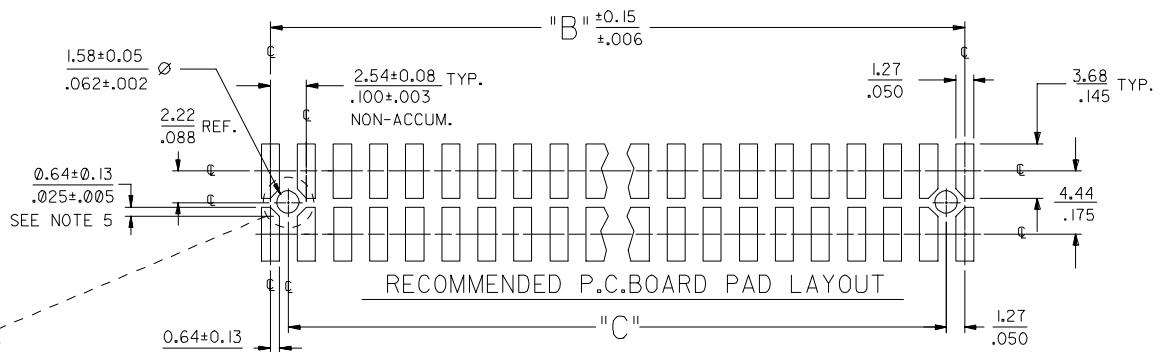
OPTIONAL PICK AND PLACE CAP
SEE NOTES 4 & 9.



PEG OPTIONS

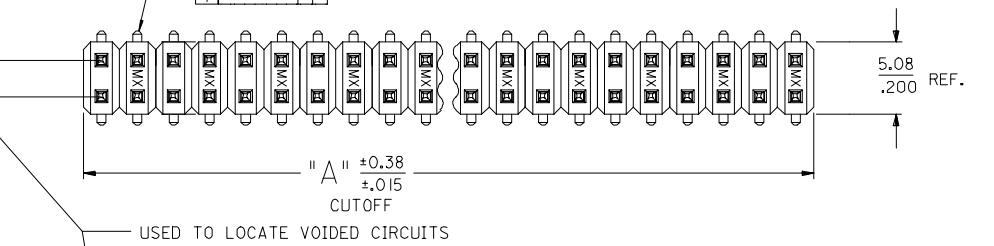


P.C. BOARD PAD LAYOUT AT ENDS FOR NO PEG VERSION.

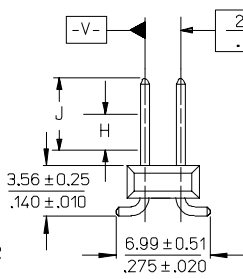


ROW "A"
ROW "B"

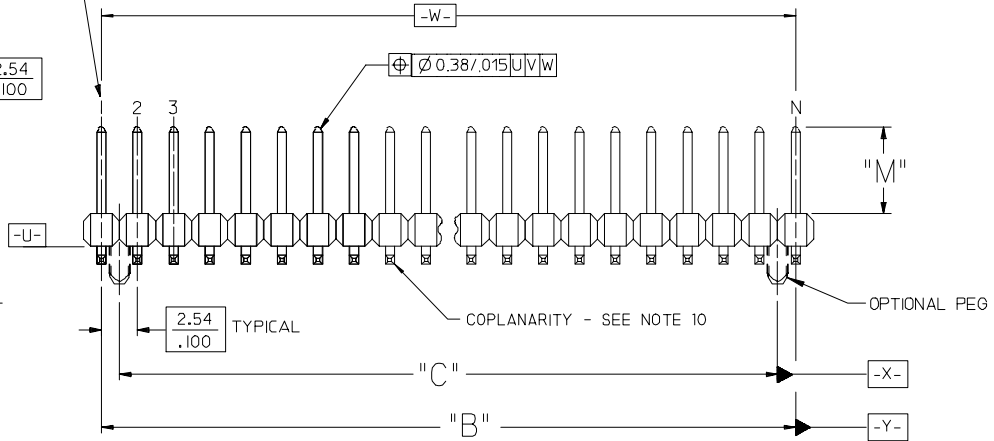
⌀0.50/.020|U|X FOR PARTS WITH PEGS
⌀0.50/.020|U|Y FOR PARTS WITHOUT PEGS



- NOTES:**
- MATERIALS:** INSULATOR: GLASS FILLED LIQUID CRYSTAL POLYMER (LCP), UL94 V-0, COLOR: BLACK
TERMINAL: PHOSPHOR BRONZE
 - FINISH:**
TIN - 0.00381/.000150 MINIMUM TIN OVER NICKEL OVERALL.
15 GOLD - 0.00038/.000015 MINIMUM GOLD IN SELECT AREA OVER 0.00191/.000075 MINIMUM TIN IN SELECT AREA OVER NICKEL OVERALL.
30 GOLD - 0.00076/.000030 MINIMUM GOLD IN SELECT AREA OVER 0.00191/.000075 MINIMUM TIN IN SELECT AREA OVER NICKEL OVERALL.
50 GOLD - 0.00127/.000050 MINIMUM GOLD IN SELECT AREA OVER 0.00254/.000100 MINIMUM TIN IN SELECT AREA OVER NICKEL OVERALL.
 - * THE PRIMARY SHIPPING CARTON WILL BE LABELED "COMPLIANT TO RoHS DIRECTIVE 2002/95/EC AND ELV ANNEX II OF DIRECTIVE 2000/53/EC". CARTONS WITHOUT THIS LABEL MAY CONTAIN PRODUCT WITH LEAD.
 - PART TO CONFORM TO PS-71308.
 - PACKAGING (SEE CHARTS):**
BULK: PER PK-70873-0353
TUBES: PER PK-70873-0041
FOR 71308-82** IN TUBES: PER PK-70873-042.
PICK-N-PLACE: W/ VAC CAPS IN TUBES PER PK-70873-0691
TAPE AND REEL: WITH VAC CAPS PER PK-70873-0805.
SEE SHEET 3 FOR TAPE & REEL PRODUCT WITH SHALLOW POCKET REQUIREMENTS.



NO PEG
SEE PEG OPTIONS



5	J4
4	J1
3	J3
2	J1
1	J4
SHI REV.	

- TYP. DIMENSIONS FOR LANDS SURROUNDING HOLES FOR RETENTION PEGS.
- PIN SOLDERABILITY PER MOLEX SPEC, ES-152.
- SEE SHEETS 2-5 FOR CHARTED DIMS., PART/EDP NO'S, AND VOIDED CIRCUITS.
- PIN PUSHOUT FORCE: 3 LBS. MINIMUM.
- PICK-N-PLACE CAPS WILL BE PLACED SO THAT VACUUM PICK UP AREA WILL BE IN CENTER OF PART.
- COPLANARITY FOR CIRCUIT SIZES UP TO 40 IS 0.15 MM/0.006 INCH. FOR CIRCUIT SIZES 42 AND LARGER, CONTACT MOLEX SALES DEPARTMENT.
- THIS PART CONFORMS TO CLASS B REQUIREMENTS OF COSMETIC SPECIFICATION PS-45499-002.

ADD 71308-6126 EC NO: UCP2007-2899 DRAWN:ADER 2007/05/14 CHKD:LSHMDT 2007/05/15 APPR:FSM TH 2007/05/18 J4	DESCRIPTION QUALITY SYMBOLS =0 <=0	GENERAL TOLERANCES (UNLESS SPECIFIED) mm INCH 4 PLACES ± --- ± --- 3 PLACES ± --- ± .005 2 PLACES ± 0.13 ± .01 1 PLACE ± 0.25 ± --- ANGULAR ±1/2°	DIMENSION STYLE MM/IN DRAWN BY DATE KMS 10/15/1999 CHECKED BY DATE KMS 10/15/1999 APPROVED BY DATE KMS 10/15/1999	SCALE 4:1 DESIGN UNITS INCH THIRD ANGLE PROJECTION	TITLE SALES ASSY INSULATOR DUAL ROW SMT W/BREAKOFF OPTION .025 SQ PINS, MOLEX INCORPORATED	MATERIAL NO. DOCUMENT NO. SD-71308-001	SHEET NO. 1 OF 5
		DRAFT WHERE APPLICABLE MUST REMAIN WITHIN DIMENSIONS	SEE CHARTS THIS DRAWING CONTAINS INFORMATION THAT IS PROPRIETARY TO MOLEX INCORPORATED AND SHOULD NOT BE USED WITHOUT WRITTEN PERMISSION				

12 11 10 9 8 7 6 5 4 3 2 1

