





<p>Fig. 1</p>  <p>75Ω BNC Adapter (J/J) 31-219-75 31-70019</p>	<p>Fig. 2</p>  <p>75Ω BNC Adapter (P/P) 31-218-75RFX</p>
<p>Fig.3</p>  <p>75Ω BNC Adapter (P/J) 31-9-75 31-9-75-RFX</p>	<p>Fig. 4</p>  <p>75Ω BNC Tee Adapter (J/P/J) 31-70036</p>

BNC

75Ω BNC ADAPTERS

Description		Dimensions, inches (millimeters)			Notes		Mtg. Hole	UG No.	75Ω Type	Amphenol Number	Fig.
		a	b	d	Plt.	Ins.					
Straight	Jack-Jack	1.28(32.5)	.434(11.0)	—	P15	D1	—	—	T2	31-219-75	1
Straight	Jack-Jack	1.40(35.6)	.434(11.0)	—	P17	D1	—	—	T1	31-70019	1 ▲
Straight	Plug-Plug	1.33(33.7)	.571(14.5)	—	P15	D1	—	—	T2	31-218-75RFX	2
Angle	Jack-Plug	1.02(25.9)	.562(14.3)	.405(10.3)	P15	D9	—	—	T2	31-9-75	3 ▲
Tee	Jack-Plug-Jack	1.28(32.5)	.562(14.3)	1.04(26.3)	P15	D1	—	—	T1	31-70036	4

▲ distributor stocked