

# PRECISION FIXED ATTENUATORS 50Ω SMA

**2W** 1 to 40 dB, DC to 18 GHz



BW

MODEL NO.	FREQ. RANGE GHz $f_L$ - $f_U$	ATTENUATION <sup>1</sup> dB		VSWR <sup>2</sup> (:1) Max.			MAX. INPUT POWER W*	CASE STYLE Note B	CONNECTION	PRICE \$ ea. Qty. (1-49)
		Nom.	ACCURACY	$L$	$M$	$U$				
BW-S1W2	DC-18	1	±0.40	1.20	1.25	1.30	2	FF658	—	29.95
BW-S2W2	DC-18	2	±0.40	1.20	1.25	1.30	2	FF658	—	29.95
BW-S3W2	DC-18	3	±0.40	1.20	1.25	1.30	2	FF658	—	29.95
BW-S4W2	DC-18	4	±0.40	1.20	1.25	1.30	2	FF658	—	29.95
BW-S5W2	DC-18	5	±0.40	1.20	1.25	1.30	2	FF658	—	29.95
BW-S6W2	DC-18	6	±0.40	1.20	1.25	1.30	2	FF658	—	29.95
BW-S7W2	DC-18	7	-0.4, +0.9	1.20	1.25	1.30	2	FF658	—	29.95
BW-S8W2	DC-18	8	±0.60	1.20	1.25	1.30	2	FF658	—	29.95
BW-S9W2	DC-18	9	-0.4, +0.8	1.20	1.25	1.30	2	FF658	—	29.95
BW-S10W2	DC-18	10	±0.60	1.20	1.25	1.30	2	FF658	—	29.95
BW-S12W2	DC-18	12	±0.60	1.20	1.25	1.30	2	FF658	—	29.95
BW-S15W2	DC-18	15	±0.60	1.20	1.25	1.30	2	FF659	—	29.95
BW-S20W2	DC-18	20	-0.5, +0.8	1.20	1.25	1.30	2	FF659	—	29.95
BW-S30W2	DC-18	30	±0.85	1.20	1.25	1.30	2	FF659	—	29.95
BW-S40W2	DC-18	40	-0.5, +1.5	1.20	1.25	1.30	2	FF659	—	29.95

$L$  = DC-4 GHz

$M$  = 4-8 GHz

$U$  = 8-12.4 GHz

## features

- precision attenuation
- excellent VSWR, 1.2:1 typ.
- high temperature stability
- SMA male and female connectors

## applications

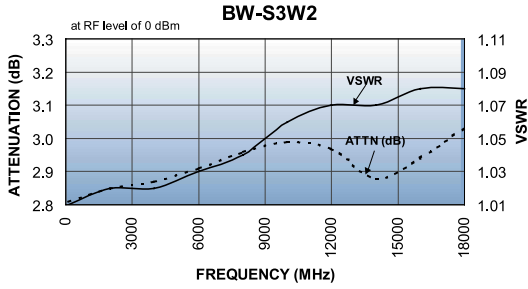
- matching
- instrumentation
- test set-ups

## designers kits available

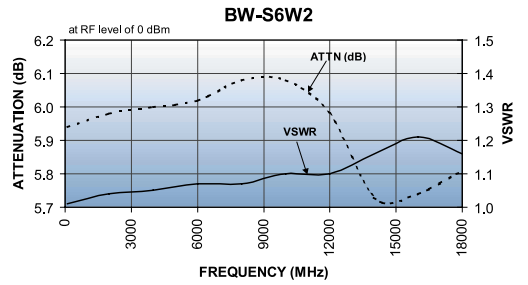
KIT No.	No. of Units in KIT	Description	Price \$ per KIT
K2-BW1	6	2 of each: 3,6,10	150.00
K2-BW2	6	1 of each: 3,6,10,20,30,40	150.00
K2-BW3	10	1 of each: 1,2,3,4,5,6,7,8,9,10	200.00

## NOTES:

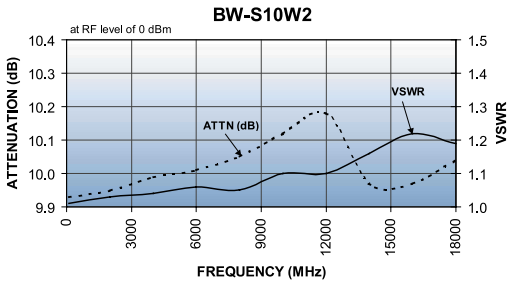
- At 25°C, Accuracy includes frequency and power variations. Temperature coefficient for attenuation: .0004dB/dB/°C typ.
  - From 12.4 GHz to 18 GHz, add 0.3 typ. to VSWR.
  - \* Average power at 25°C ambient, derate linearly to 0.5 W at 100°C. Peak Power 125W max., 5µsec pulse width, 100 Hz PRF.
- A. General Quality Control Procedures, Environmental Specifications, Hi-Rel and MIL description are given in General Information (Section 0).
- B. Connector types and case mounted options, case finishes are given in section 0, see "Case styles & outline drawings".
- C. Prices and specifications subject to change without notice.



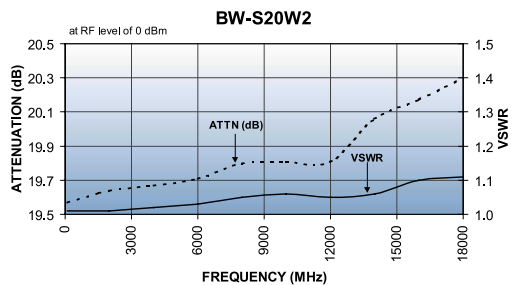
FREQUENCY (MHz)	ATTENUATION		VSWR	
	$\bar{X}$ (dB)	$\sigma$ (dB)	$\bar{X}$	$\sigma$
100.00	2.81	0.02	1.01	0.01
2000.00	2.85	0.02	1.02	0.01
4000.00	2.87	0.03	1.02	0.01
6000.00	2.91	0.04	1.03	0.00
8000.00	2.96	0.05	1.04	0.01
10000.00	2.99	0.05	1.06	0.01
12000.00	2.97	0.04	1.07	0.02
14000.00	2.88	0.17	1.07	0.02
16000.00	2.94	0.17	1.08	0.03
18000.00	3.03	0.13	1.08	0.02



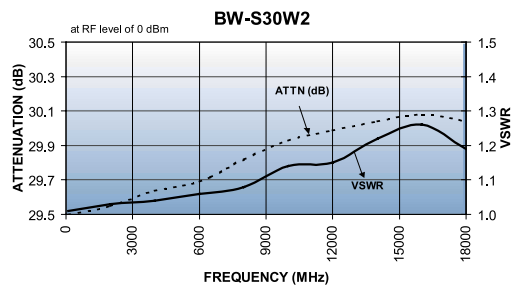
FREQUENCY (MHz)	ATTENUATION		VSWR	
	$\bar{X}$ (dB)	$\sigma$ (dB)	$\bar{X}$	$\sigma$
100.00	5.94	0.03	1.01	0.00
2000.00	5.98	0.02	1.04	0.00
4000.00	6.00	0.02	1.05	0.01
6000.00	6.02	0.04	1.07	0.01
8000.00	6.08	0.10	1.07	0.01
10000.00	6.08	0.12	1.10	0.03
12000.00	5.98	0.11	1.10	0.03
14000.00	5.73	0.07	1.16	0.02
16000.00	5.74	0.08	1.21	0.03
18000.00	5.81	0.10	1.16	0.02



FREQUENCY (MHz)	ATTENUATION		VSWR	
	$\bar{X}$ (dB)	$\sigma$ (dB)	$\bar{X}$	$\sigma$
100.00	9.93	0.03	1.01	0.00
2000.00	9.95	0.02	1.03	0.00
4000.00	9.99	0.01	1.04	0.00
6000.00	10.01	0.01	1.06	0.01
8000.00	10.05	0.01	1.05	0.01
10000.00	10.12	0.03	1.10	0.02
12000.00	10.18	0.10	1.10	0.03
14000.00	9.97	0.15	1.16	0.04
16000.00	9.97	0.18	1.22	0.04
18000.00	10.04	0.21	1.19	0.04



FREQUENCY (MHz)	ATTENUATION		VSWR	
	$\bar{X}$ (dB)	$\sigma$ (dB)	$\bar{X}$	$\sigma$
100.00	19.57	0.06	1.01	0.00
2000.00	19.64	0.07	1.01	0.00
4000.00	19.67	0.08	1.02	0.00
6000.00	19.71	0.09	1.03	0.00
8000.00	19.80	0.13	1.05	0.01
10000.00	19.81	0.14	1.06	0.01
12000.00	19.81	0.16	1.05	0.01
14000.00	20.06	0.26	1.06	0.00
16000.00	20.17	0.29	1.10	0.00
18000.00	20.30	0.32	1.11	0.01



FREQUENCY (MHz)	ATTENUATION		VSWR	
	$\bar{X}$ (dB)	$\sigma$ (dB)	$\bar{X}$	$\sigma$
100.00	29.50	0.08	1.01	0.00
2000.00	29.55	0.02	1.03	0.00
4000.00	29.64	0.03	1.04	0.00
6000.00	29.69	0.04	1.06	0.01
8000.00	29.82	0.11	1.08	0.02
10000.00	29.93	0.17	1.14	0.02
12000.00	29.99	0.22	1.15	0.02
14000.00	30.04	0.33	1.22	0.03
16000.00	30.08	0.41	1.26	0.03
18000.00	30.04	0.49	1.19	0.05

