


IDC

- Industry compatible
- Competitively priced
- Selective gold plated contacts
- 2.54 mm pitch

IDC DIP PLUG (TRANSITION)



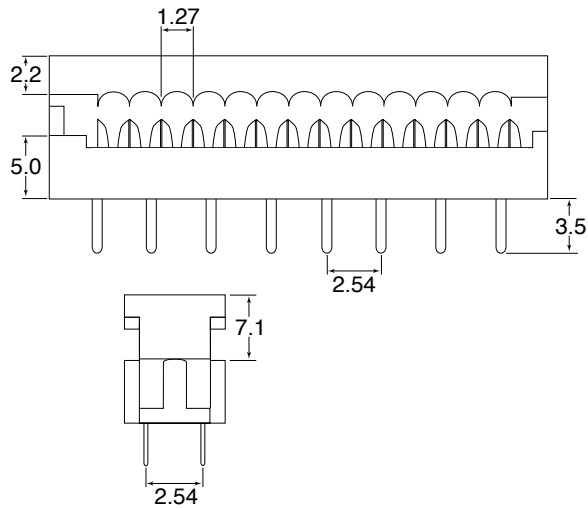
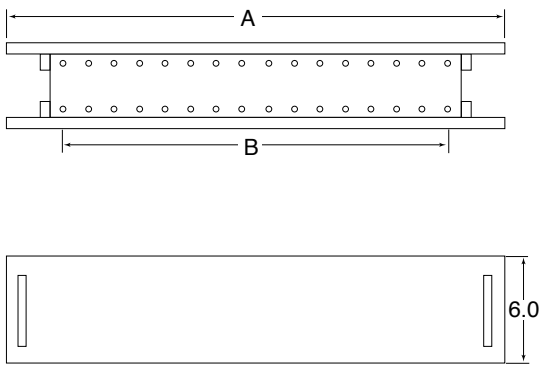
SPECIFICATION

Material & Finish

Contact Material:	Brass
Insulator Material:	PBT & Glass-Fibre Reinforced UL-94V-0
Current Rating:	1 A DC
Contact Resistance:	30M Ω Max
Insulator Resistance:	3000M Ω Min
Dielectric Withstanding	
Voltage:	500V AC for One Minute
Operating Temperature:	-40°C to + 105°C

Position	A	B
8	15.38	7.62
10	18.04	10.16
12	20.64	12.70
14	23.18	15.24
16	25.73	17.78
20	30.70	22.86
24	35.68	27.94
26	38.43	30.48
28	40.74	33.02
30	43.54	35.56
34	48.45	40.64
40	56.04	48.26
50	69.08	60.96
60	81.60	73.66
64	86.40	78.74

OUTLINE DRAWING



ORDERING INFORMATION


DBC	IDC	11	20	A	S	1
Dubilier Connectors	IDC Connector	Series	N° of Ways	Contact Material	Contact Plating	Colour
			06=6way 08=8way 10=10way 14=14way 16=16way 20=20way 26=26way	A=Brass	S= Selective Gold	1=Black
			30=30way 34=34way 40=40way 50=50way 60=60way 64=64way			

SECTION 15

IDC

- Industry compatible
- Competitively priced
- Gold or tin plated contacts
- 2.54 mm pitch

IDC DIP PLUG - 7.62 SPACING

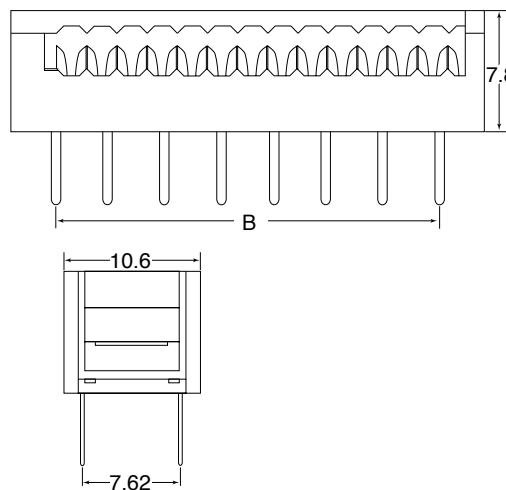
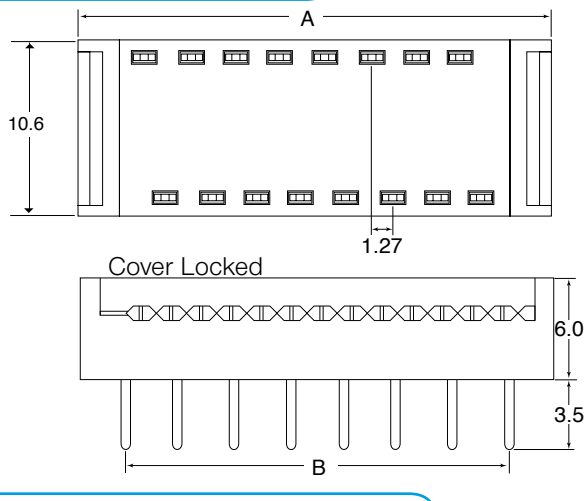


SPECIFICATION

Material & Finish

Contact Material:	Brass	Dielectric Withstanding Voltage:	500V AC for One Minute
Insulator Material:	PBT & Glass-Fibre Reinforced UL-94V-0	Operating Temperature:	-40°C to + 105°C
Current Rating:	1 A DC		
Contact Resistance:	30M Ω Max		
Insulator Resistance:	3000M Ω Min		

OUTLINE DRAWING



Position	A	B
8	15.44	7.62
10	17.98	10.16
14	23.06	15.24
16	25.60	17.78
18	28.14	20.32
20	30.68	22.86
24	35.76	27.94
28	40.84	33.02
34	48.46	40.64
40	56.08	48.26

ORDERING INFORMATION

DBC	IDC	13	10	A	T	1
Dubilier Connectors	IDC Connector	Series	N° of Ways	Contact Material	Contact Plating	Colour
			08=8way 10=10way 14=14way 16=16way 18=18way 20=20way 24=24way 28=28way 34=34way 40=40way	A=Brass	T=Tin S= Selective Gold	1=Black