






Schottky Rectifiers

Part Number	VRRM (V)	IF(AV) @ TC		VFM @ IFM = IF(AV) TJ = 100°C (V)	IFSM (1)		IRM @ TJ = 125°C & Rated VRRM (mA)	Max. TJ (°C)	Notes	Case Style
		(A)	(°C)		50 Hz (A)	60 Hz (A)				
11DQ03	30	1.1	58	0.52	40	42	6	125	(4)	DO-204AL DO-41 
11DQ04	40	1.1	58	0.52	40	42	6			
11DQ05	50	1.1	40	0.56	25	26	11			
11DQ06	60	1.1	40	0.56	25	26	11			
11DQ09	90	1.1	25	0.74	40	42	6			
11DQ10	100	1.1	25	0.74	40	42	6			
21DQ03	30	1.7	25	0.49	80	85	13	125		
21DQ04	40	1.7	25	0.49	80	85	13			
21DQ05	50	1.7	25	0.53	45	48	16			
21DQ06	60	1.7	25	0.53	45	48	16			
21DQ09	90	1.7	20	0.70	70	73	2			
21DQ10	100	1.7	20	0.70	70	73	2			
31DQ03	30	3.3	35	0.53	95	100	25	125		C-23 
31DQ04	40	3.3	35	0.53	95	100	25			
31DQ05	50	3.3	20	0.55	60	63	30			
31DQ06	60	3.3	20	0.55	60	63	30			
31DQ09	90	3.3	20	0.74	85	90	5			
31DQ10	100	3.3	20	0.74	85	90	5			
30WQ03	30	3.3	109	0.60	40	42	12.0	125	(3)	TO-251 
30WQ04	40	3.3	109	0.60			12.0			
30WQ05	50	3.3	108	0.65			15.0			
30WQ06	60	3.3	108	0.65			15.0			
30WQ09	90	3.3	107	0.80			2.0			
30WQ10	100	3.3	107	0.80			2.0			
50WQ03	30	5.5	97	0.63	45	47	20.0	125		
50WQ04	40	5.5	97	0.63			20.0			
50WQ05	50	5.5	95	0.70			30.0			
50WQ06	60	5.5	95	0.70			30.0			
50WQ09	90	5.5	95	0.82			3.0			
50WQ10	100	5.5	95	0.82			3.0			
50SQ060	60	5	92	0.58	215	225	7	150	(7)	DO-204AR 
50SQ080	80									
50SQ090	90									
50SQ100	100									
80SQ030	30	8	92	0.55	380	400	13	175		
80SQ035	35									
80SQ040	40									
80SQ045	45									
90SQ030	30	9	92	0.41	480	500	100	150		
90SQ035	35									
90SQ040	40									
90SQ045	45									
8TQ060	60	8	125	0.69	242	255	7	150	(2)	TO-220AC 
8TQ080	80									
8TQ090	90									
8TQ100	100									
10TQ030	30	10	110	0.58	260	275	15	150		
10TQ035	35									
10TQ040	40									
10TQ045	45									
18TQ030	30	18	121	0.53	380	400	40	150		
18TQ035	35									
18TQ040	40									
18TQ045	45									
18TQ050	50									

(1) Peak half-cycle sinewave, following any rated load condition. VRRM reapplied.

(2) For lead formed options see page 149.

(3) For tape and reel options see page 136.

(4) For IF(AV), TC is ambient temperature.

(7) For IF(AV), TC is lead temperature.