
Description

Sub-miniature, time lag type, 250V rated fuses designed, approved and complied with IEC 60127-3, standard sheet 4.

Electrical Characteristics (IEC-127-3 STANDARD SHEET 4)

Rated Current	1.5 In		2.1 In		2.75 In		4 In		10 In	
	MIN	MAX	MIN	MAX	MIN	MAX	MIN	MAX	MIN	MAX
80mA to 6.3A inclusive	1 hr.	2 min.	400 ms	10 sec	150 ms	3 sec	20 ms	150 ms		

In clause 9.2, the test voltage for MRT ratings from 80mA to 6.3A is 64VDC.

Features

- Time lag (250VAC)
- Meet IEC standard 60127-3, Sheet 4
- Wide operating temperature range
- Bulk and Tape & Reel packing available
- RoHS6 compliant
- Halogen Free
- Leadfree

Applications

Provide individual protection for components or internal circuits.

- Power Supplies
- Battery chargers
- Consumer Electronics
- Adapter
- Industrial Controllers

LEAD FREE =

HALOGEN FREE =

Safety Agency Approvals

SAFETY AGENCY	SAFETY AGENCY CERTIFICATE NUMBER	AMPERE RANGE / VOLT @ I.R.ABILITY
	910555;917227;910556	80mA - 6.3A / 250V AC @ 35A or 10 In whichever is greater
	139937;40001000	
	LR39772	80mA - 6.3A / 250V AC @50A
	E20624	80mA - 6.3A / 277V AC @100A
	JET 1037-31007-1001	1A - 5A / 250V AC @100A
	2002010207021532	80mA - 6.3A / 250V AC @ 35A or 10 In whichever is greater
		80mA - 6.3A / 277V AC @100A

Specifications Subject to change without notice.

Physical Specifications

Materials	Base and Cover : Black thermoplastic, UL 94-V0
	Pins: 100% Matte Tin Plated Copper Alloy
Marking	On Fuse:
	"bel" , "T ," Current Rating", "250V", & "Appropriate Safety Logos"
	On label:
	"bel" , "MRT", "Current Rating", "Voltage Rating", "Interrupting Rating", "Appropriate Safety Logos" and "", "" (China RoHS compliant).

Type MRT

Time Lag Radial Lead Micro Fuse Series

RoHS 6 Compliant



MRT Apr2013D

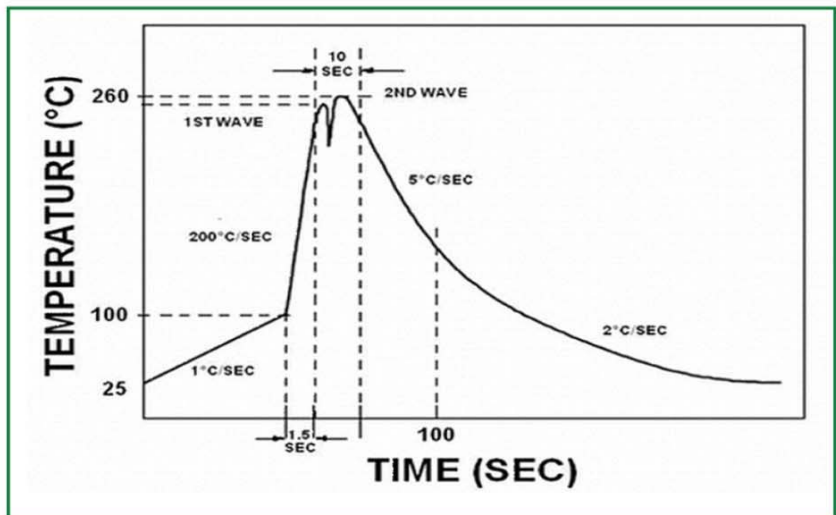
Electrical Specifications

Catalog Number	Ampere Rating	Typical Cold Resistance (ohm)	Volt-drop @100% In (Volt) Max.	Voltage Rating (V)	Interrupting Rating	Melting I ² T <10 m Sec (A ² Sec)	Melting I ² T @ 10 In (A ² Sec)	Maximum Power Dissipation (W)	Agency Approvals						
									UL	SP	S	D'E	CCC	PS E	CE
MRT 80	80mA	3.5	0.398	250	80mA - 6.3A / 250V AC @ 35A or 10 In whichever is greater	0.01	0.01	0.10	Y	Y	Y	Y	Y		Y
MRT 100	100mA	2.3	0.329	250		0.02	0.02	0.11	Y	Y	Y	Y	Y		Y
MRT 125	125mA	1.6	0.295	250		0.04	0.04	0.13	Y	Y	Y	Y	Y		Y
MRT 160	160mA	1.1	0.252	250		0.07	0.06	0.15	Y	Y	Y	Y	Y		Y
MRT 200	200mA	0.73	0.200	250		0.12	0.11	0.17	Y	Y	Y	Y	Y		Y
MRT 250	250mA	0.55	0.188	250		0.38	0.41	0.19	Y	Y	Y	Y	Y		Y
MRT 315	315mA	0.36	0.152	250		0.6	0.66	0.22	Y	Y	Y	Y	Y		Y
MRT 400	400mA	0.25	0.129	250		0.9	1.0	0.25	Y	Y	Y	Y	Y		Y
MRT 500	500mA	0.18	0.114	250		1.5	1.7	0.29	Y	Y	Y	Y	Y		Y
MRT 630	630mA	0.13	0.109	250		2.4	2.6	0.33	Y	Y	Y	Y	Y		Y
MRT 800	800mA	0.095	0.103	250		3.7	4.2	0.38	Y	Y	Y	Y	Y		Y
MRT 1	1A	0.070	0.090	250		6	7	0.44	Y	Y	Y	Y	Y	Y	Y
MRT 1.25	1.25A	0.053	0.087	250		9	11	0.51	Y	Y	Y	Y	Y	Y	Y
MRT 1.6	1.6A	0.038	0.085	250		15	17	0.58	Y	Y	Y	Y	Y	Y	Y
MRT 2	2A	0.029	0.084	250		23	27	0.67	Y	Y	Y	Y	Y	Y	Y
MRT 2.5	2.5A	0.022	0.084	250		37	43	0.77	Y	Y	Y	Y	Y	Y	Y
MRT 3.15	3.15A	0.017	0.074	250		58	69	0.88	Y	Y	Y	Y	Y	Y	Y
MRT 4	4A	0.013	0.073	250		92	110	1.02	Y	Y	Y	Y	Y	Y	Y
MRT 5	5A	0.010	0.073	250		145	175	1.17	Y	Y	Y	Y	Y	Y	Y
MRT 6.3	6.3A	0.008	0.072	250		230	281	1.34	Y	Y	Y	Y	Y		Y

Consult manufacturer for other ratings

Soldering Parameters

Lead-free Wave Soldering Profile	
Wave Soldering Parameter	
Average ramp-up rate	200°C / second
Heating rate during preheat	typical 1 - 2 °C / second Max. 4°C/ second
Final preheat temperature	within 125°C of soldering temperature
Peak temperature T _p	260°C
Time within +0 °C / -5°C of actual peak temperature	10 seconds
Ramp-down rate	5 °C / second max.



CORPORATE OFFICE

Bel Fuse Inc.

206 Van Vorst Street
Jersey City, NJ 07302
Tel 201-432-0463
Fax 201-432-9542
E-Mail: belfuse@belf.com
Website: www. belfuse.com

FAR EAST OFFICE

Bel Fuse Ltd.

8/F Luk Hop Industrial Building
8 Luk Hop Street
San Po Kong
Kowloon, Hong Kong
Tel 852-2328-5515
Fax 852-2352-3706

EUROPE OFFICE

Bel Fuse Europe Ltd.

Preston Technology Management Centre
Marsh Lane, Suite F15
Preston, Lancashire, PR1 8UQ
United Kingdom
Tel 44-1772-556601
Fax 44-1772-561008

EUROPE

Bel Stewart GmbH

Industriestrasse 20
61381 Friedrichsdorf
Germany
Tel 49-6172-9552-0
Fax 49-6172-9552-40

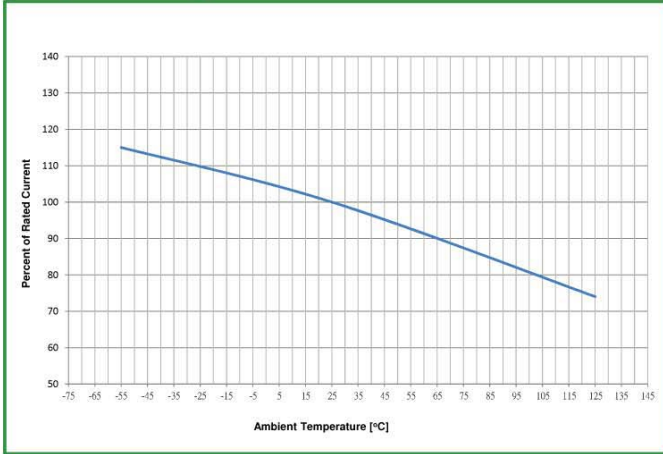
Type MRT
Time Lag Radial Lead Fuse Series

RoHS 6 Compliant

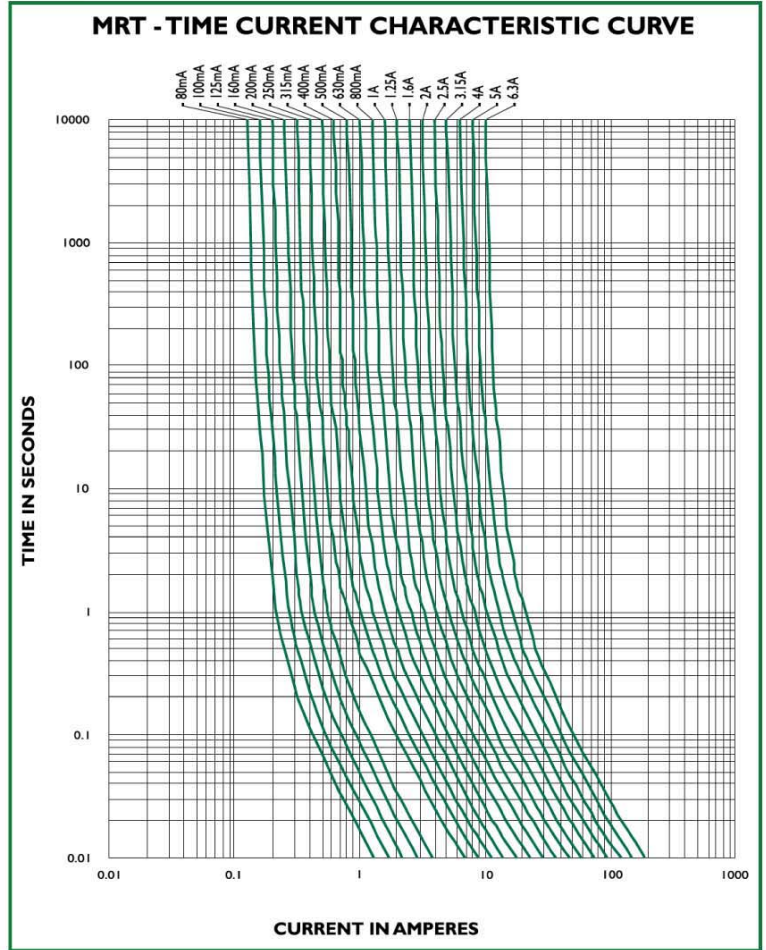


MRT Apr2013C

Temperature Derating Curve



Average Time Current Curve



Environmental Specifications

Shock Resistance	MIL-STD-202G, Method 213B, Test Condition I (100 G's peak for 6 milliseconds; Sawtooth Waveform)
Vibration Resistance	MIL-STD-202G, Method 201A (10-55 Hz X 3 axis / no load).
Salt Spray Resistance	MIL-STD-202G, Method 101E, Test condition B (48 hrs).
Solderability	MIL-STD-202G, Method 208H
Resistance to solder Heat	MIL-STD-202G Method 210F, Test Condition C. Top Side, (260 °C, 20 sec)
Moisture Resistance	MIL-STD-202G, Method 202G, Method 106G
Operating Temperature	-55°C to +125°C

Type MRT

Time Lag Radial Lead Micro Fuse Series

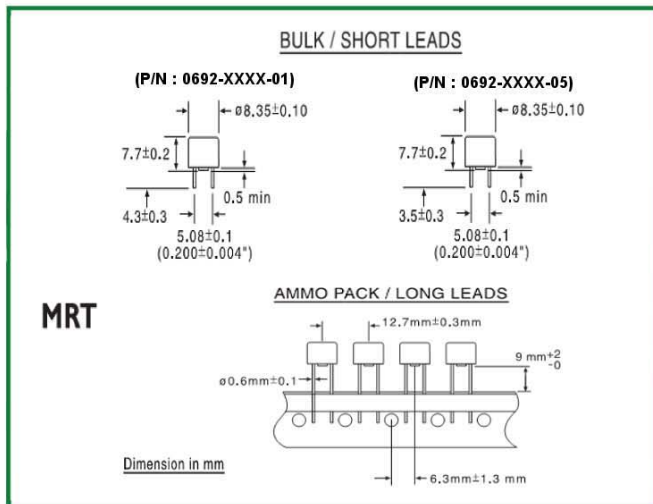
Fuse FGNO Explanation

06XX-[XXXX]-XX, [XXXX]=Ampere Rating

Fraction	Decimal	Milliamps	Bel FGNO[XXXX]
1/32	0.032	32	0032
1/25	.040	40	0040
1/20	.050	50	0050
1/16	.063	63	0063
8/100	.080	80	0080
1/10	.100	100	0100
1/8	.125	125	0125
15/100	.150	150	0150
	.160	160	0160
2/10	.200	200	0200
1/4	.250	250	0250
3/10	.300	300	0300
	.315	315	0315
3/8	.375	375	0375
4/10	.400	400	0400
1/2	.500	500	0500
6/10	.600	600	0600
	.630	630	0630
7/10	.700	700	0700
3/4	.750	750	0750
8/10	.800	800	0800

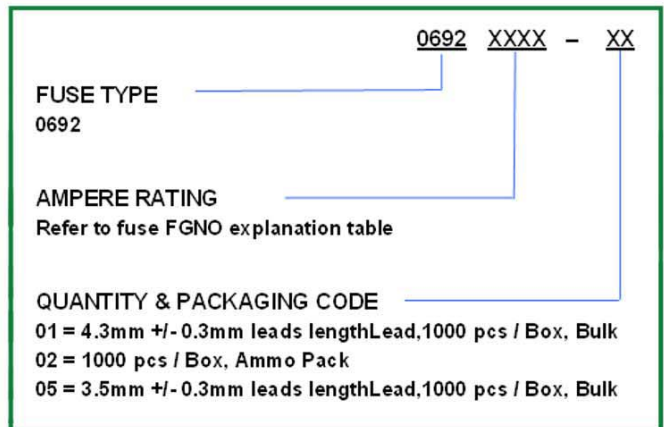
Fraction	Decimal	Amps	Bel FGNO[XXXX]
	1.0	1	1000
1-1/4	1.25	1.25	1250
1-1/2	1.50	1.5	1500
	1.60	1.6	1600
	2.0	2	2000
2-1/4	2.25	2.25	2250
2-1/2	2.5	2.5	2500
	3.0	3	3000
	3.15	3.15	3150
3-1/2	3.5	3.5	3500
	4.0	4	4000
	5.0	5	5000
	6.0	6	6000
	6.3	6.3	6300
	7.0	7	7000
7-1/2	7.5	7.5	7500
	8.0	8	8000
		10	9100
		12	9120
		15	9150
		20	9200
		25	9250
		30	9300

Mechanical Dimensions



Specifications subject to change without notice.

Ordering Information



Packaging

Packaging Option	Packaging Specification	Quantity	Packaging Code
Bulk / bag, 1000 / box	N/A	1000	01_05
12.7 mm pitch, On Tape / box	IEC-286-2	1000	02

CORPORATE OFFICE

Bel Fuse Inc.
 206 Van Vorst Street
 Jersey City, NJ 07302
 Tel 201-432-0463
 Fax 201-432-9542
 E-Mail: belfuse@belf.com
 Website: www.belfuse.com

FAR EAST OFFICE

Bel Fuse Ltd.
 8/F Luk Hop Industrial Building
 8 Luk Hop Street
 San Po Kong
 Kowloon, Hong Kong
 Tel 852-2328-5515
 Fax 852-2352-3706

EUROPE OFFICE

Bel Fuse Europe Ltd.
 Preston Technology Management Centre
 Marsh Lane, Suite F15
 Preston, Lancashire, PR1 8UQ
 United Kingdom
 Tel 44-1772-556601
 Fax 44-1772-561008

EUROPE

Bel Stewart GmbH
 Industriestrasse 20
 61381 Friedrichsdorf
 Germany
 Tel 49-6172-9552-0
 Fax 49-6172-9552-40