



Frontier Electronics Corp.

667 E. COCHRAN STREET, SIMI VALLEY, CA 93065

TEL: (805) 522-9998 FAX: (805) 522-9989

E-mail: frontiersales@frontierusa.com

Web: <http://www.frontierusa.com>

SMD Wire Wound Ceramic Chip Inductors—0805C series

A. Electrical specifications:

Part No.	L (nH)	Percent Tolerance	Q (Min)	SRF(min) (MHz)	DCR (Max) Ω	I rms. (mA)	Color Code
0805C-2N2_	2.2@1000MHz	M, K, J	35@1000MHz	3000	0.03	600	White
0805C-2N7_	2.7@250MHz	M, K, J	35@1000MHz	6000	0.03	600	Brown
0805C-2N8_	2.8@250MHz	M, K, J	80@1500MHz	7900	0.03	800	Gray
0805C-2N9_	2.9@250MHz	M, K, J	50@1000MHz	4700	0.05	600	Blue
0805C-3N0_	3.0@250MHz	M, K, J	65@1500MHz	7900	0.06	800	White
0805C-3N3_	3.3@250MHz	M, K, J	50@1500MHz	7900	0.08	600	Black
0805C-5N6_	5.6@250MHz	M, K, J	65@1000MHz	5500	0.08	600	Violet
0805C-6N8_	6.8@250MHz	M, K, J	50@1000MHz	5500	0.11	600	Brown
0805C-7N5_	7.5@250MHz	M, K, J	50@1000MHz	4500	0.14	600	Black
0805C-8N2_	8.2@250MHz	M, K, J, G	50@1000MHz	4700	0.12	600	Red
0805C-10N_	10@250MHz	M, K, J, G	60@500MHz	4200	0.10	600	Red
0805C-11N_	11@700MHz	M, K, J, G	45@500MHz	3000	0.15	600	Orange
0805C-12N_	12@250MHz	M, K, J, G	50@500MHz	4000	0.15	600	Orange
0805C-15N_	15@250MHz	M, K, J, G	50@500MHz	3400	0.17	600	Yellow
0805C-18N_	18@250MHz	M, K, J, G	50@500MHz	3300	0.20	600	Green
0805C-22N_	22@250MHz	M, K, J, G	55@500MHz	2600	0.22	500	Blue
0805C-24N_	24@250MHz	M, K, J, G	50@500MHz	2000	0.22	500	Red
0805C-27N_	27@250MHz	M, K, J, G	55@500MHz	2500	0.25	500	Violet
0805C-33N_	33@250MHz	M, K, J, G	60@500MHz	2050	0.27	500	Gray
0805C-36N_	36@250MHz	M, K, J, G	55@500MHz	1700	0.27	500	Yellow
0805C-37N_	37@350MHz	M, K, J, G	40@500MHz	1800	0.27	500	Green
0805C-38N_	38@350MHz	M, K, J, G	40@500MHz	1800	0.27	500	Blue
0805C-39N_	39@250MHz	M, K, J, G	60@500MHz	2000	0.29	500	White
0805C-43N_	43@200MHz	M, K, J, G	60@500MHz	1650	0.34	500	Yellow
0805C-47N_	47@200MHz	M, K, J, G	60@500MHz	1650	0.31	500	Black
0805C-56N_	56@200MHz	K, J, G, F	60@500MHz	1550	0.34	500	Brown
0805C-68N_	68@200MHz	K, J, G, F	60@500MHz	1450	0.38	500	Red
0805C-82N_	82@150MHz	K, J, G, F	65@500MHz	1300	0.42	400	Orange
0805C-91N_	91@150MHz	K, J, G,	65@500MHz	1200	0.48	400	Blue
0805C-R10_	100@150MHz	K, J, G,	65@500MHz	1200	0.46	400	Yellow
0805C-R11_	110@150MHz	K, J, G,	50@500MHz	1000	0.48	400	Violet
0805C-R12_	120@150MHz	K, J, G,	50@250MHz	1100	0.51	400	Green
0805C-R15_	150@100MHz	K, J, G,	50@250MHz	920	0.56	400	Blue
0805C-R18_	180@100MHz	K, J, G,	50@250MHz	870	0.64	400	Violet
0805C-R22_	220@100MHz	K, J, G	50@250MHz	850	0.70	400	Gray
0805C-R24_	240@100MHz	K, J, G	44@250MHz	690	1.00	350	Black
0805C-R27_	270@100MHz	K, J, G	48@250MHz	650	1.00	350	White
0805C-R30_	300@150MHz	K, J, G	25@250MHz	450	1.40	300	Gray
0805C-R33_	330@100MHz	K, J, G	48@250MHz	600	1.40	310	Black
0805C-R36_	360@100MHz	K, J, G	35@250MHz	460	0.90	300	Orange
0805C-R39_	390@150MHz	K, J, G	48@250MHz	560	1.50	290	Brown
0805C-R43_	430@100MHz	K, J, G	25@100MHz	400	1.70	190	White
0805C-R47_	470@50MHz	K, J	33@100MHz	375	1.76	250	Violet
0805C-R56_	560@25MHz	K, J	23@50MHz	340	1.90	230	Orange
0805C-R68_	680@25MHz	K, J	23@50MHz	188	2.20	190	Green
0805C-R82_	820@25MHz	K, J	23@50MHz	215	2.35	180	Brown
0805C-R91_	910@25MHz	K, J	24@50MHz	250	2.30	170	Red
0805C-1R0_	1000@25MHz	K, J	23@50MHz	260	2.70	170	Black



Frontier Electronics Corp.

667 E. COCHRAN STREET, SIMI VALLEY, CA 93065

TEL: (805) 522-9998 FAX: (805) 522-9989

E-mail: frontiersales@frontierusa.com

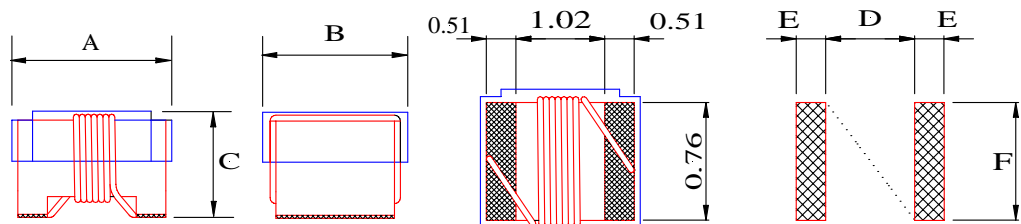
Web: <http://www.frontierusa.com>

SMD Wire Wound Ceramic Chip Inductors—0805C series

B. Dimensions: (Unit: mm)

SERIES	A (Max.)	B (Max.)	C (Max.)	D (Max.)	E	F
0805C	2.29	1.73	1.52	0.76	1.02	1.78

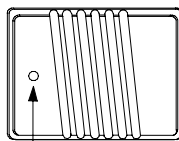
C. Mechanical drawing:



Land Pattern

D. Color coding:

- These parts are marked with single color dot. The dot represented inductance value shows on the table.



Identifier for 0603C & 0805C series.

Top view



E. Feature:

- P/N: **0805C-XXX**; **0805C**: Size, “**XXX**”: Inductance, “**_**”: Tolerance.
- Tolerance: M: $\pm 20\%$, K: $\pm 10\%$, J: $\pm 5\%$, G: $\pm 2\%$, F: $\pm 1\%$.
- High Q at high frequency.
- High self-resonance frequency.
- For 15°C Temperature Rise.
- Inductance & Q measured using the HP4291B
- SRF measured using the HP8720D or HP8753E.
- DCR measured using the 502BC.
- Operating temperature: -40°C TO +125°C.
- Inductance and Current Range: From 2.2nH(600mA)~1000nH(170mA).
- SRF: From 7.9GHz to 215MHz.
- RoHS** compliant.

F. Applications:

- * Pagers.
- * Mobile communication units.
- * Portable telephone.
- * Hybrid.

★ *Special specifications are available for customer's requirement.*



Frontier Electronics Corp.

667 E. COCHRAN STREET, SIMI VALLEY, CA 93065

TEL: (805) 522-9998 FAX: (805) 522-9989

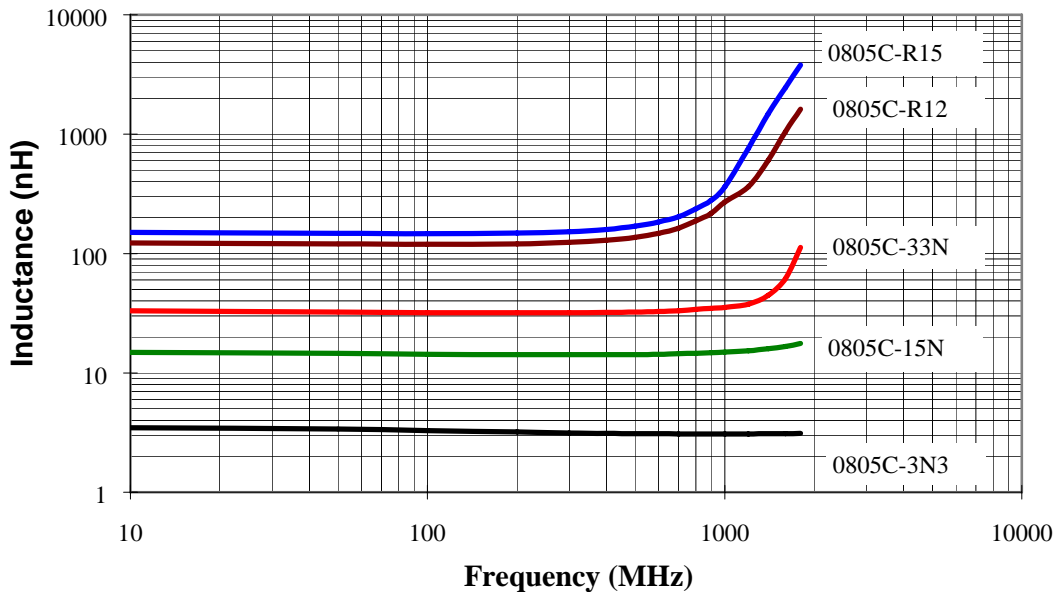
E-mail: frontiersales@frontierusa.com

Web: <http://www.frontierusa.com>

SMD Wire Wound Ceramic Chip Inductors—0805C series

G. Characteristic curve:

1. L vs. Frequency:



2. Typical Q vs. Frequency:

