



RKT-3306

Round Trimming Potentiometer 6mm

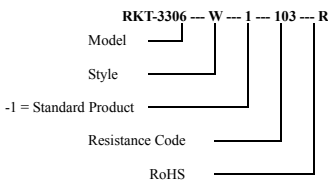
- ◆ Single Turn/ Cermet/ Industrial
- ◆ 4 Terminal Styles

Electrical Characteristics	
Standard Resistance Range	100Ω - 1MΩ
Resistance Tolerance	±30% std
Absolute Minimum Resistance	1% max (≤2K=30Ω)
Contact Resistance Variation	CRV≤3% max
Resistance	Essentially
Adjustment Angle	215° nom

Environmental Characteristics	
Power Rating (50VCD max)	70°C, 0.3W
Temperature Range	-30°C ~ +100°C
Temperature Coefficient	±250ppm/°C
Load Life	1,000 hours 0.3W @70°C (3% ΔTR)

Physical Characteristics	
Mechanical Angle	240±10°
Toque (Operating)	3.5oz-in.max
Stop Strength	7.0oz-in.max
Terminals	Solderable pins
Marking	Manufacturer's Trademark, resistance code, date code
Standard packaging	200pcs. Per bag
Adjustment Tool	H-90
Aqueous cleaning not recommended	

How to Order

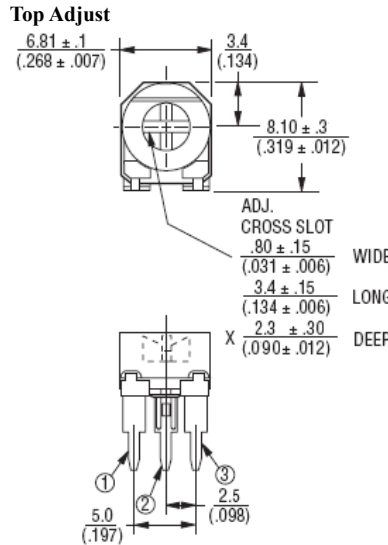


Resistance Table

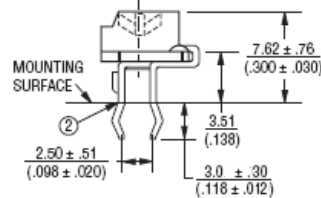
Resistance(Ohms)	Resistance Code
100	101
200	201
500	501
1,000	102
2,000	202
5,000	502
10,000	103
20,000	203
25,000	253
50,000	503
100,000	104
200,000	204
250,000	254
500,000	504
1,000,000	105

Special resistances available.

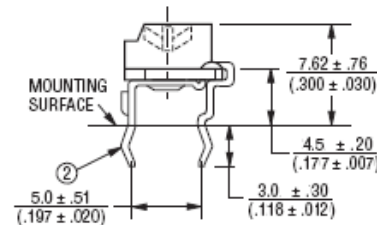
Common Dimensions



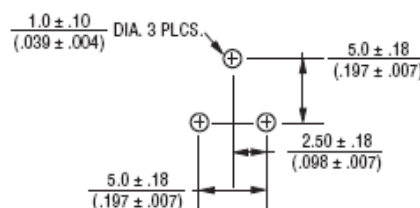
RKT-3306P



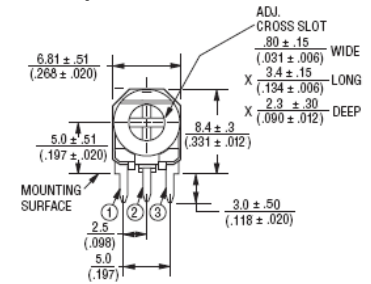
RKT-3306F



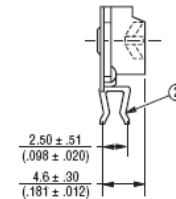
SUGGESTED PWB LAYOUT – STYLE F



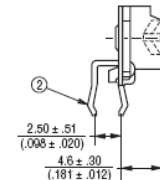
Side Adjust



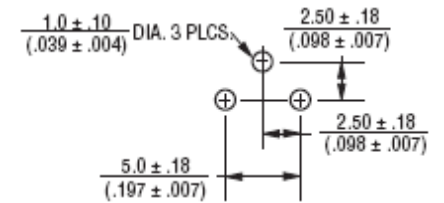
RKT-3306W



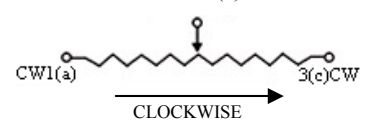
RKT-3306K



SUGGESTED PWB LAYOUT – STYLES K.P.W



WIPER 2(d)



Tolerance is ±0.25 if no identification