

Pb Free Plating Product

## FMU22U thru FMU24U



Doubler Polarity Ultrafast Recovery Rectifier Diodes

### Features

- ★ Fast switching for high efficiency
- ★ Low forward voltage drop
- ★ High current capability
- ★ Low reverse leakage current
- ★ High surge current capability

### Application

- ★ Automotive Environment|DC Motor Control
- ★ Plating Power Supply|UPS
- ★ Car Amplifier and Sound Device System

### Mechanical Data

- ★ Glass passivated chip junction
- ★ Case: Molded plastic TO-220 Isolated Package
- ★ Epoxy: UL 94V-0 rate flame retardant
- ★ Terminals: Solderable per MIL-STD-202 method 208
- ★ Polarity: " U " Type( As marked )
- ★ Mounting position: Any
- ★ Weight: 2.2 gram approximately

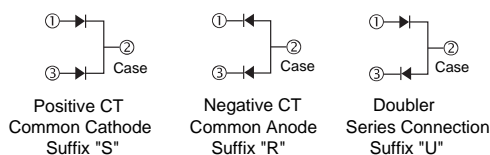

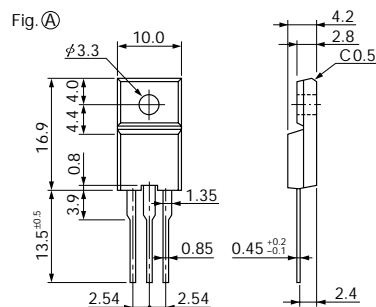
### ELECTRICAL CHARACTERISTICS

Parameter Type No.	Absolute Maximum Ratings					Electrical Characteristics (Ta=25°C)							Others		
	V <sub>RM</sub> (V)	I <sub>F(AV)</sub> (A) With Heatsink	I <sub>F(SM)</sub> (A) 50Hz Half-cycle Sinewave Single Shot	T <sub>J</sub> (°C)	T <sub>stg</sub> (°C)	V <sub>F</sub> (V) max per element	I <sub>R</sub> (mA) max per element	I <sub>R(H)</sub> (mA) max per element	t <sub>rr</sub> (1) (ns)	t <sub>rr</sub> (2) (ns)	R <sub>th(j-c)</sub> (°C/W)	Mass (g)	Fig.		
FMU22U FMU-22U	200	10.0	65	-40 to +150		0.98	5.0	0.25	1.0	40	100/100	30	4.0	2.1	A
FMU23U FMU-23U	300		70			1.30		0.1	0.5	50		35			
FMU24U FMU-24U	400								0.2						

### External Dimensions

(Unit: mm) (Full-mold)

Flammability:  
UL94V-0 or Equivalent

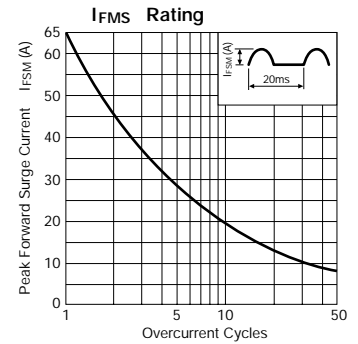
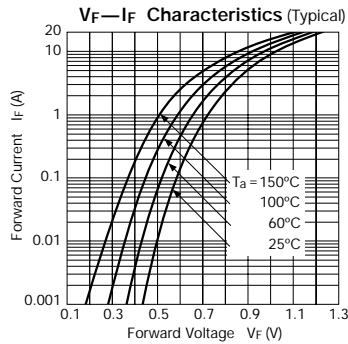
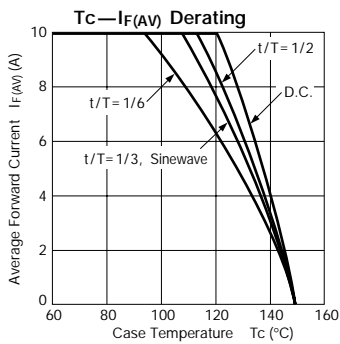


ITO-220AB/TO-220F/TO-220FH/TO-220FG/TO-220FB  
TO-220 Fully Isolated/Insulated Plastic Package Outline

## RATINGS AND CHARACTERISTIC CURVES (FMU22 thru FMU24)

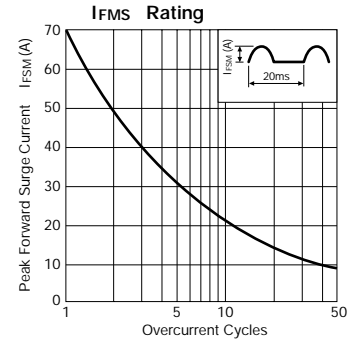
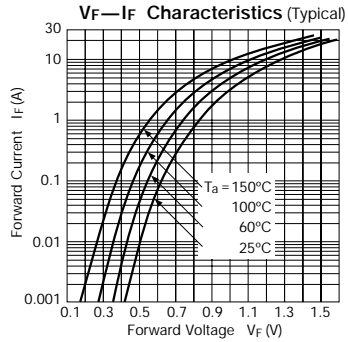
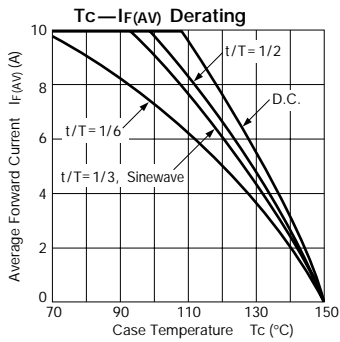
FMU22S/FMU22R/FMU22U

FMU-22S/FMU-22R/FMU-22U



FMU23S/FMU23R/FMU23U

FMU-23S/FMU-23R/FMU-23U



FMU24S/FMU24R/FMU24U

FMU-24S/FMU-24R/FMU-24U

