

**STANDARD CAPACITANCE TVS ARRAY**
**APPLICATIONS**

- ✓ RS-232, RS-422 & RS-423
- ✓ Digital Sensor I/O Ports
- ✓ Control & Monitoring Systems
- ✓ Portable Electronics
- ✓ 12 & 33 Volt DC Protection

**IEC COMPATIBILITY (EN61000-4)**


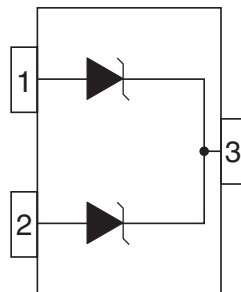
- ✓ 61000-4-2 (ESD): Air - 15kV, Contact - 8kV
- ✓ 61000-4-4 (EFT): 40A - 5/50ns
- ✓ 61000-4-5 (Surge): 12A, 8/20 $\mu$ s - Level 1(Line-Gnd) & Level 2(Line-Line)

**FEATURES**

- ✓ 300 Watts Peak Pulse Power per Line (tp = 8/20 $\mu$ s)
- ✓ 200 Watts Peak Pulse Power per Line (tp = 1.2/50 $\mu$ s)
- ✓ 40 Watts Peak Pulse Power per Line (tp = 10/1000 $\mu$ s)
- ✓ ESD Protection > 40 kilovolts
- ✓ Low Clamping Voltage
- ✓ Common Cathode Configuration
- ✓ Provides Two Lines of Protection
- ✓ RoHS Compliant

**MECHANICAL CHARACTERISTICS**

- ✓ Molded JEDEC SOT-23 Package
- ✓ Weight 8 milligrams (Approximate)
- ✓ Available in Lead-Free Pure-Tin Plating(Annealed)
- ✓ Solder Reflow Temperature:  
Pure-Tin - Sn, 100: 260-270°C
- ✓ Consult Factory for Leaded Device Availability
- ✓ Flammability Rating UL 94V-0
- ✓ 8mm Tape and Reel Per EIA Standard 481
- ✓ Marking: Marking Code


**PIN CONFIGURATION**


**PSOT15KCA**  
thru  
**PSOT36KCA**

**DEVICE CHARACTERISTICS**

**MAXIMUM RATINGS @ 25°C Unless Otherwise Specified**

PARAMETER	SYMBOL	VALUE	UNITS
Peak Pulse Power ( $t_p = 8/20\mu s$ ) - See Figure 1	$P_{PP}$	300	Watts
Peak Pulse Power ( $t_p = 1.2/50\mu s$ ) - See Figure 1	$P_{PP}$	200	Watts
Peak Pulse Power ( $t_p = 10/100\mu s$ ) - See Figure 1	$P_{PP}$	40	Watts
Operating Temperature	$T_L$	-55 to 150	°C
Storage Temperature	$T_{STG}$	-55 to 150	°C

**ELECTRICAL CHARACTERISTICS PER LINE @ 25°C Unless Otherwise Specified**

PART NUMBER (See Note 1)	DEVICE MARKING CODE	RATED STAND-OFF VOLTAGE  $V_{WM}$ VOLTS	MINIMUM BREAKDOWN VOLTAGE  @ 1mA $V_{(BR)}$ VOLTS	MAXIMUM CLAMPING VOLTAGE (See Fig. 2)  @ $I_P = 1.9A$ $V_C$ VOLTS	MAXIMUM CLAMPING VOLTAGE (See Fig. 2)  @ 8/20 $\mu s$ $V_C @ I_{PP}$	MAXIMUM LEAKAGE CURRENT  @ $V_{WM}$ $I_D$ $\mu A$	TYPICAL CAPACITANCE  @ 0V, 1 MHz $C_J$ pF
PSOT15KCA	PKA	12.8	14.3	21.2	33V @ 9A	0.1	120
PSOT36KCA	PKB	33.0	36.0	45.0	66V @ 6A	0.1	45

**Note 1:** For Unidirectional test only pins 1-3 and 2-3.

GRAPHS

FIGURE 1  
 PEAK PULSE POWER VS PULSE TIME

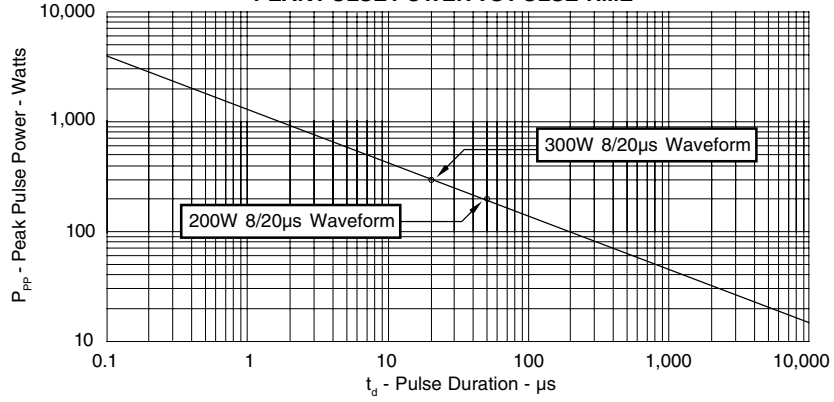


FIGURE 2  
 PULSE WAVE FORM

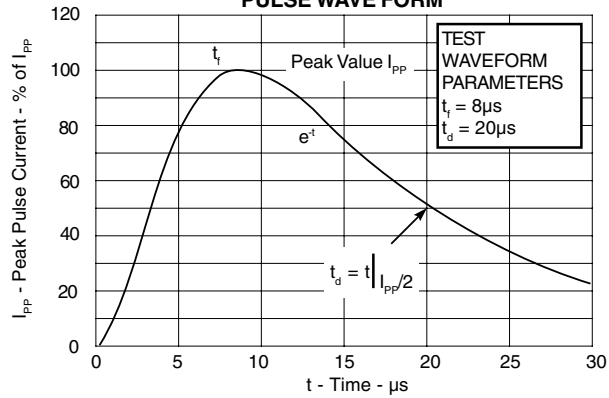
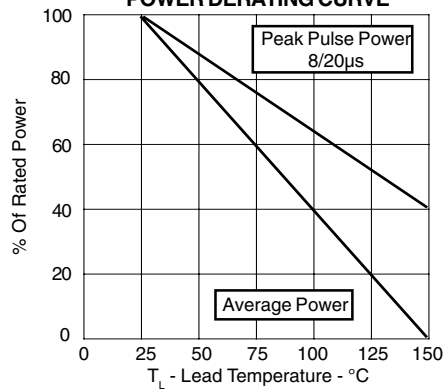


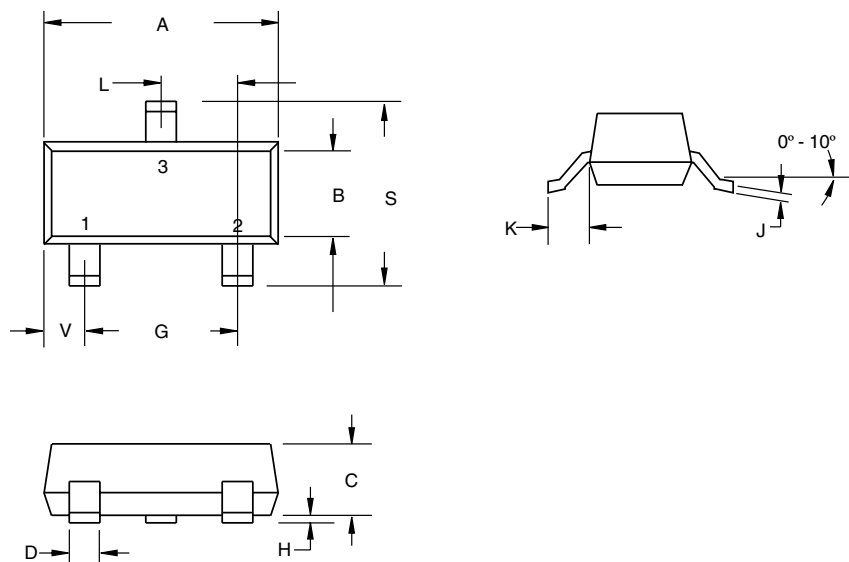
FIGURE 3  
 POWER DERATING CURVE



# PSOT15KCA thru PSOT36KCA

## SOT-23 PACKAGE OUTLINE & DIMENSIONS

### PACKAGE OUTLINE



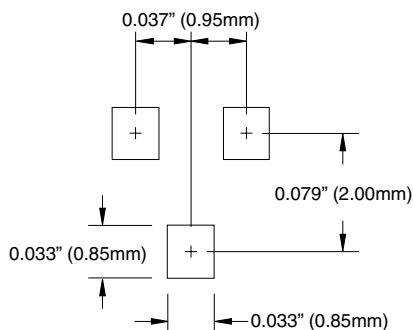
### SOT-23



### PACKAGE DIMENSIONS

DIM	MILLIMETERS		INCHES	
	MIN	MAX	MIN	MAX
A	2.80	3.04	0.1102	0.1197
B	1.20	1.40	0.0472	0.0551
C	0.89	1.11	0.0350	0.0440
D	0.37	0.50	0.0150	0.0200
G	1.78	2.04	0.0701	0.0807
H	0.013	0.100	0.0005	0.0040
J	0.085	0.177	0.0034	0.0070
K	0.45	0.60	0.0180	0.0236
L	0.89	1.02	0.0350	0.0401
S	2.10	2.50	0.0830	0.0984
V	0.45	0.60	0.0177	0.0236

### MOUNTING PAD



### NOTES

1. Dimensioning and tolerances per ANSI Y14.5M, 1985.
2. Controlling Dimension: Inches
3. Pin 3 is the cathode (Unidirectional Only).
4. Dimensions are exclusive of mold flash and metal burrs.

### TAPE & REEL ORDERING NOMENCLATURE

1. Surface mount product is taped and reeled in accordance with EIA-481.
2. Suffix-T7 = 7 Inch Reel - 3,000 pieces per 8mm tape, i.e., *PSOT15KCA-T7*.
3. Suffix-T13 = 13 Inch Reel - 10,000 pieces per 8mm tape, i.e., *PSOT15KCAT13*.
4. Suffix - LF = Lead-Free, Pure-Tin Plating, i.e., *PSOT15KCA-LF-T7*.

Outline & Dimensions: Rev 1 - 11/01, 06012

COPYRIGHT © ProTek Devices 2007

SPECIFICATIONS: ProTek reserves the right to change the electrical and or mechanical characteristics described herein without notice (except JEDEC).

DESIGN CHANGES: ProTek reserves the right to discontinue product lines without notice, and that the final judgement concerning selection and specifications is the buyer's and that in furnishing engineering and technical assistance, ProTek assumes no responsibility with respect to the selection or specifications of such products.

**ProTek Devices**

2929 South Fair Lane, Tempe, AZ 85282

Tel: 602-431-8101 Fax: 602-431-2288

E-Mail: [sales@protekdevices.com](mailto:sales@protekdevices.com)

Web Site: [www.protekdevices.com](http://www.protekdevices.com)