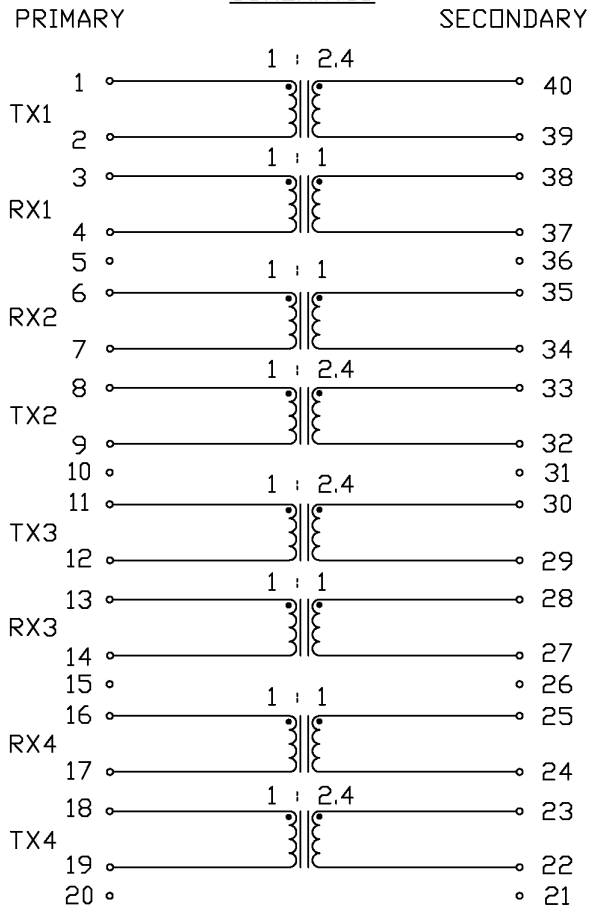


THE INFORMATION CONTAINED HEREIN IS CONSIDERED "PROPRIETARY" TO BEL FUSE INC. AND SHALL NOT BE COPIED, REPRODUCED OR DISCLOSED WITHOUT THE WRITTEN APPROVAL OF BEL FUSE INC.



SCHEMATIC

ELECTRICAL CHARACTERISTICS @ 25°C



URNS RATIO

Tx PRIMARY : SECONDARY 1 : 2.4
 Rx PRIMARY : SECONDARY 1 : 1

INDUCTANCE

Tx PRIMARY 1.0 mH MIN. @10kHz, 10mV
 AT -40°C 440 μH MIN.
 Rx PRIMARY 1.8 mH MIN. @10kHz, 10mV
 AT -40°C 850 μH MIN.

LEAKAGE INDUCTANCE, L_e

Tx PRIMARY (W/SECONDARY SHORTED) 0.30 μH MAX. @1MHz, 20mV
 Rx PRIMARY (W/SECONDARY SHORTED) 0.50 μH MAX. @1MHz, 20mV

INTERWINDING CAPACITANCE, C_{w/w}

Tx PRIMARY - SECONDARY 35pF MAX. @1MHz, 20mV
 Rx PRIMARY - SECONDARY 35pF MAX. @1MHz, 20mV

DC RESISTANCE

Tx PRIMARY 0.60 Ω MAX.
 Tx SECONDARY 1.40 Ω MAX.
 Rx PRIMARY & SECONDARY 0.70 Ω MAX.

HIPOT

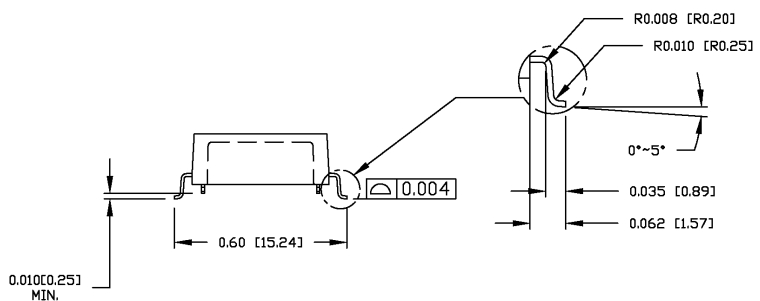

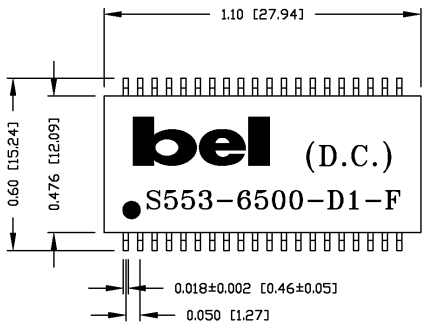
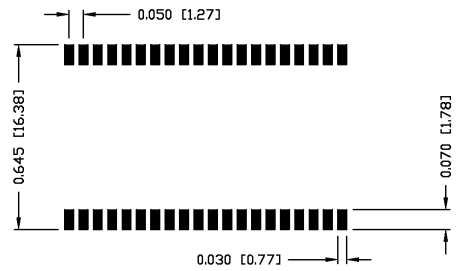
PER HAND-WORK-03

ORIGINATED BY	DATE	TITLE	PART NO. / DRAWING NO.	STANDARD DIM. TOL. IN INCH	[] METRIC DIM. AS REFERENCE	 COMPONENTS FOR A CONNECTED PLANET	
HQ	04-07-05	ELECTRICAL SPEC S553-6500-D1-F	X5536500D1-F	.X	UNIT : INCH [mm]		REV. : A
DRAWN BY	DATE		FILE NAME	.XX	SCALE : N/A		SIZE : A4
DQ Chen	04-07-05		X5536500D1FA.DWG	.XXX		PAGE : 2	

THE INFORMATION CONTAINED HEREIN IS CONSIDERED "PROPRIETARY" TO BEL FUSE INC. AND SHALL NOT BE COPIED, REPRODUCED OR DISCLOSED WITHOUT THE WRITTEN APPROVAL OF BEL FUSE INC.



SUGGESTED PCB PAD LAYOUT



NOTES:

- STANDARD MARKING REFER TO DDC. HAND-WORK-04.
- PACKAGE CODE: "RRS001".

ORIGINATED BY MAN CAHN	DATE 04-07-05	TITLE MECHANICAL DRAWING	PART NO. / DRAWING NO. X5536500D1-F	STANDARD DIM. TOL. IN INCH .X .XX ±0.01 .XXX ±0.005	[] METRIC DIM. AS REFERENCE UNIT : INCH [mm] SCALE : N/A	REV. : A SIZE : A4 PAGE : 3	 COMPONENTS OF A CONNECTED PLANET
DRAWN BY DQ Chen	DATE 04-07-05	TITLE S553-6500-D1-F	FILE NAME X5536500D1FA.DWG				