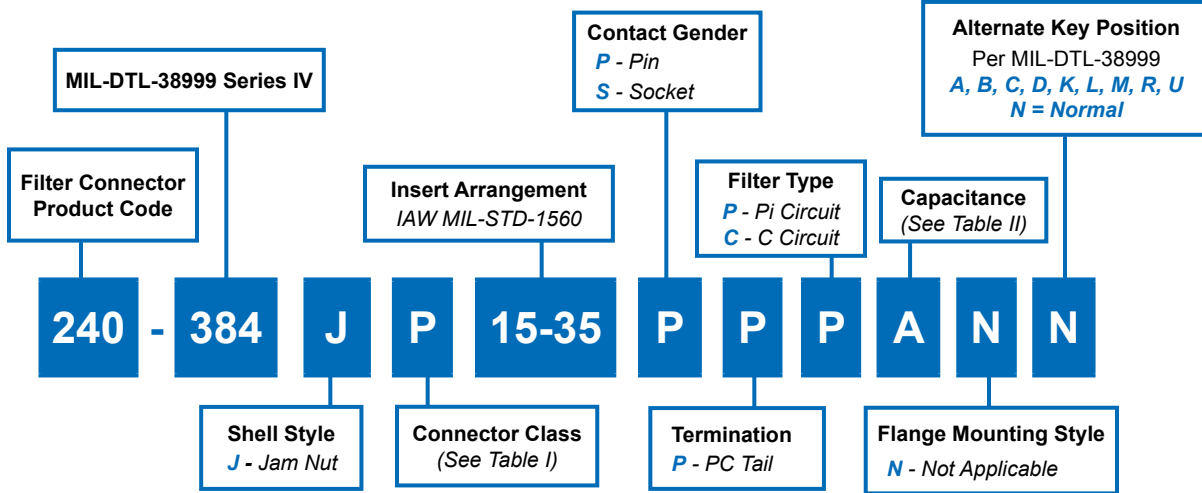
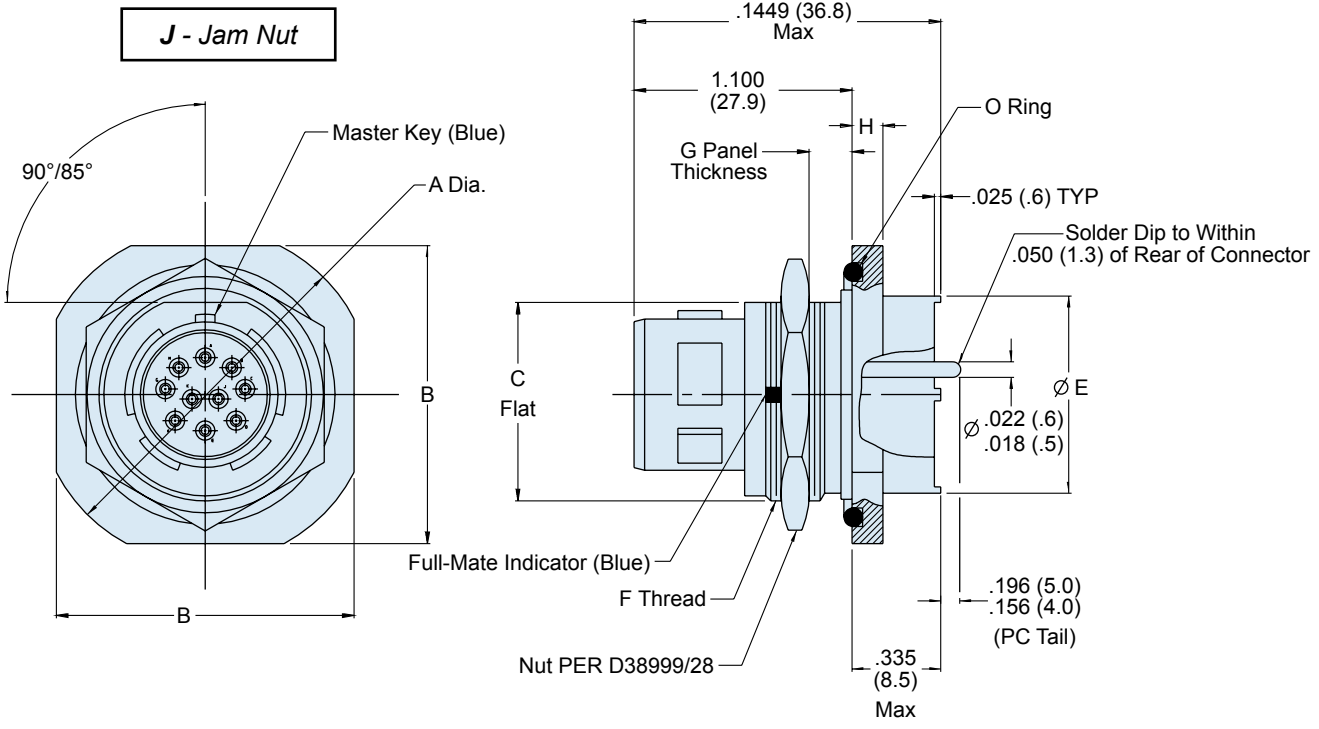


240-384J MIL-DTL-38999 Series IV Filter Connector Jam Nut Receptacle



C



240-384J
MIL-DTL-38999 Series IV Filter Connector
Jam Nut Receptacle

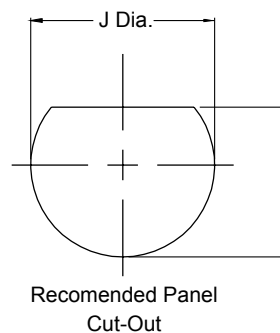


TABLE I: CONNECTOR CLASS

SYM	CLASS	MATERIAL	FINISH DESCRIPTION
M	Environmental	Aluminum	Electroless Nickel
MT	Environmental	Aluminum	Nickel Fluorocarbon Polymer (Ni-PTFE)
NF	Environmental	Aluminum	Cadmium O.D. Over Electroless Nickel
P	Environmental	Stainless Steel	Electro-Deposited Nickel
ZN	Environmental	Aluminum	Zinc-Nickel Over Electroless Nickel
H2	Hermetic	Stainless Steel	Electroless Nickel

TABLE II: CAPACITOR ARRAY CODE
CAPACITANCE RANGE

CLASS	PI - CIRCUIT (pF)	C - CIRCUIT (pF)
X*	160,000 - 240,000	80,000 - 120,000
Y*	80,000 - 120,000	40,000 - 60,000
Z*	60,000 - 90,000	30,000 - 45,000
A	38,000 - 56,000	19,000 - 28,000
B	32,000 - 45,000	16,000 - 22,500
C	18,000 - 33,000	9,000 - 16,500
D	8,000 - 12,000	4,000 - 6,000
E	3,300 - 5,000	1,650 - 2,500
F	800 - 1,300	400 - 650
G	400 - 600	200 - 300



* Reduced DWV – Please consult factory.

TABLE III: DIMENSIONS

SHELL SIZE CODE	SHELL SIZE	A Diameter	B	C FLAT	E DIAMETER	F THREAD ISO METRIC	G	H	J Diameter	K
B	11	1.385 (35.2)	1.267 (32.2)	.754 (19.2)	.779 (19.8)	M20 X 1.0-6g	.125 (3.2)	.118 (3.0)	.832 (21.1)	.769 (19.5)
		1.362 (34.6)	1.232 (31.3)	.745 (18.9)	.759 (19.3)		.059 (1.5)	.094 (2.4)	.822 (20.9)	.759 (19.3)
C	13	1.511 (38.4)	1.393 (35.4)	.941 (23.9)	.909 (23.1)	M25 X 1.0-6g	.125 (3.2)	.118 (3.0)	1.017 (25.8)	.955 (24.3)
		1.488 (37.8)	1.358 (34.5)	.932 (23.7)	.889 (22.6)		.059 (1.5)	.094 (2.4)	1.007 (25.6)	.945 (24.0)
D	15	1.637 (41.6)	1.519 (38.6)	1.065 (27.1)	1.035 (26.3)	M28 X 1.0-6g	.125 (3.2)	.118 (3.0)	1.144 (29.1)	1.084 (27.5)
		1.614 (41.0)	1.484 (37.7)	1.056 (26.8)	1.015 (25.8)		.059 (1.5)	.094 (2.4)	1.134 (28.8)	1.074 (27.3)
E	17	1.763 (44.8)	1.641 (41.7)	1.190 (30.2)	1.157 (29.4)	M32 X 1.0-6g	.125 (3.2)	.118 (3.0)	1.271 (32.3)	1.208 (30.7)
		1.740 (44.2)	1.606 (40.8)	1.181 (30.0)	1.137 (28.9)		.059 (1.5)	.094 (2.4)	1.261 (32.0)	1.198 (30.4)
F	19	1.948 (49.5)	1.830 (46.5)	1.316 (33.4)	1.283 (32.6)	M35 X 1.0-6g	.125 (3.2)	.149 (3.8)	1.394 (35.4)	1.333 (33.9)
		1.925 (48.9)	1.795 (45.6)	1.306 (33.2)	1.263 (32.1)		.059 (1.5)	.125 (3.2)	1.384 (35.2)	1.323 (33.6)
G	21	2.074 (52.7)	1.956 (49.7)	1.441 (36.6)	1.409 (35.8)	M38 X 1.0-6g	.125 (3.2)	.149 (3.8)	1.517 (38.5)	1.459 (37.1)
		2.051 (52.1)	1.921 (48.8)	1.431 (36.3)	1.389 (35.3)		.059 (1.5)	.125 (3.2)	1.507 (38.3)	1.449 (36.8)
H	23	2.200 (55.9)	2.078 (52.8)	1.565 (39.8)	1.535 (39.0)	M41 X 1.0-6g	.125 (3.2)	.149 (3.8)	1.644 (41.8)	1.580 (40.1)
		2.177 (55.3)	2.043 (51.9)	1.556 (39.5)	1.515 (38.5)		.059 (1.5)	.125 (3.2)	1.634 (41.5)	1.570 (39.9)
J	25	2.326 (59.1)	2.204 (56.0)	1.692 (43.0)	1.657 (42.1)	M44 X 1.0-6g	.125 (3.2)	.149 (3.8)	1.769 (44.9)	1.709 (43.4)
		2.299 (58.4)	2.169 (55.1)	1.681 (42.7)	1.637 (41.6)		.059 (1.5)	.125 (3.2)	1.759 (44.7)	1.699 (43.2)