


Non-reflective Terminations (BNC)

BNC-TM Series



■Features

1.High Performance

These wide bandwidth/ultra high matching non-reflective termination use Hirose Electric original high frequency matching technology.

2.Full Assortment of 50 ohms and 75 ohms Types

In addition to the 50 ohms impedance type, plugs and jacks are available in a 75 ohms type.

■Product Specifications

Ratings	Frequency range (Note) Characteristic impedance Maximum Input Power (Note)	DC to 3.0 GHz 50 ohms, 75 ohms 0.5 to 1 W	Operating temperature range Operating relative humidity	-10°C to +65°C 95% Max.
---------	--	---	--	----------------------------

Note: The frequency range and the maximum input power will differ depending on the products.

Item	Standard	Conditions
1.Vibration	No electrical discontinuity of 1 μ s or more No damage, cracks, or parts dislocation	Frequency of 10 to 2000 Hz, overall amplitude of 1.52 mm, acceleration of 98 m/s ² for 2 hours in each of 3 directions
2.Shock		Acceleration of 490 m/s ² , sine half-wave waveform, 3 cycles in each of the 3 axis
3.Temperature cycle	No electrical discontinuity of 1 μ s or more	Temperature: -55°C → +5°C to +35°C → +85°C → +5°C to +35°C Time: 30 → 15 max. → 30 → 15 max. (Minutes) 200 cycles

● The test method conforms to MIL-STD-202.

■Materials

Part	Material	Finish
Connector Body	Brass	Nickel plating
Insulator	PTFE	-----
Male contacts	Brass	Gold plating
Female contacts	Beryllium copper	Gold plating
Resistor	Metal film	-----
Cover	PVC	-----

■Ordering Information

BNC - TM P - 05 - 1
 ① ② ③ ④ ⑤

① Series Name: BNC Series	④ Power (Example) : 05: 0.5 W 1 : 1 W
② TM: Indicates a non-reflective termination	
③ Connector type P: Plug type J: Jack type	⑤ Suffix

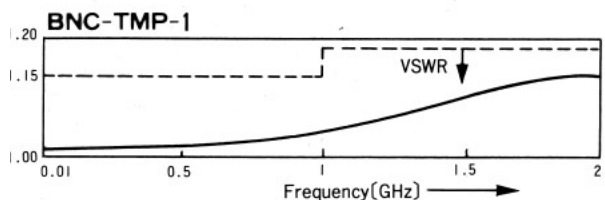
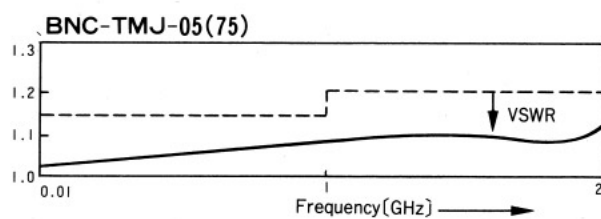
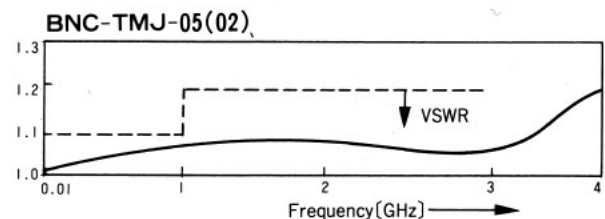
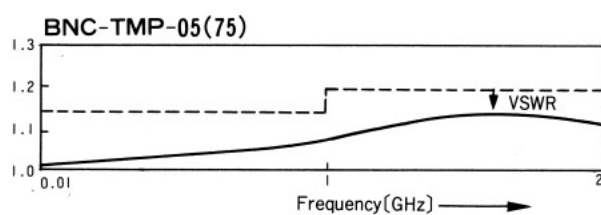
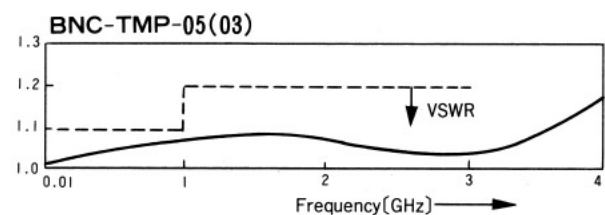
■Specifications

Part Number	Frequency Range (GHz)	V.S.W.R. (Max)	Power (W)	Impedance (Ohms)	Direct Current Resistance	Connectors	Weight (g)	
BNC-TMP-05(03)	DC~1 1~3	1.10	0.5	50	50±0.5	BNC-P	15	※1
BNC-TMJ-05(02)		1.20	0.5	50	50±0.5	BNC-J	10	
BNC-TMP-05-1(01)	DC~0.1	1.10	0.5	50	50±0.5	BNC-P	15	※1
BNC-TMJ-05-1(01)			0.5	50	50±0.5	BNC-J	10	※1
BNC-TMP-05-2(02)	DC~1 1~3	1.10	0.5	50	50±0.5	BNC-P	16	※2
BNC-TMJ-05-2(02)		1.20	0.5	50	50±0.5	BNC-J	11	※2
BNC-TMP-05-3(01)	DC~0.1	1.10	0.5	50	50±0.5	BNC-P	16	※1 ※2
BNC-TMJ-05-3(01)			0.5	50	50±0.5	BNC-J	11	※1 ※2
BNC-TMP-05(75)	DC~0.5 0.5~2	1.15	0.5	75	75±2.25	BNC-P(75)	14	
BNC-TMJ-05(75)		1.20	0.5	75	75±2.25	BNC-J(75)	9	
BNC-TMP-1	DC~1 1~2	1.15 1.20	1	50	50±2	BNC-P	16	

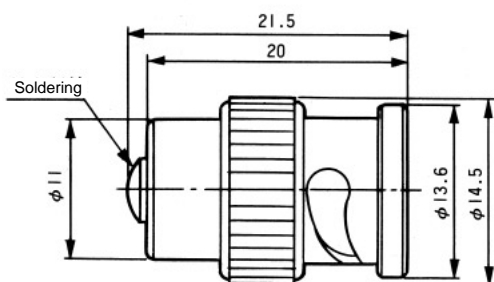
※1 Low-cost items with DC to 100 MHz bandwidth limit.

※2 Cover fitting type

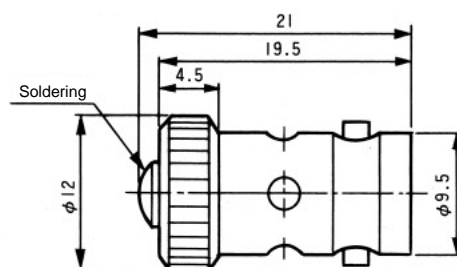
■Typical Data



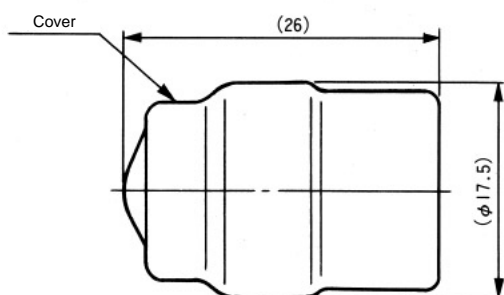
■External Dimensions



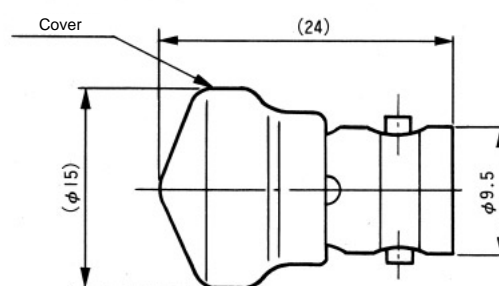
BNC-TMP-05(03)
BNC-TMP-05-1(01)
BNC-TMP-05(75)



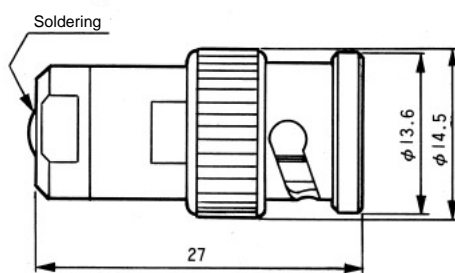
BNC-TMJ-05(02)
BNC-TMJ-05-1(01)
BNC-TMJ-05(75)



BNC-TMP-05-2(02)
BNC-TMP-05-3(01)



BNC-TMJ-05-2(02)
BNC-TMJ-05-3(01)



BNC-TMP-1

※BNC-TMP/TMJ-05 Series have a 50 ohms or 75 ohms indication for each characteristic impedance.