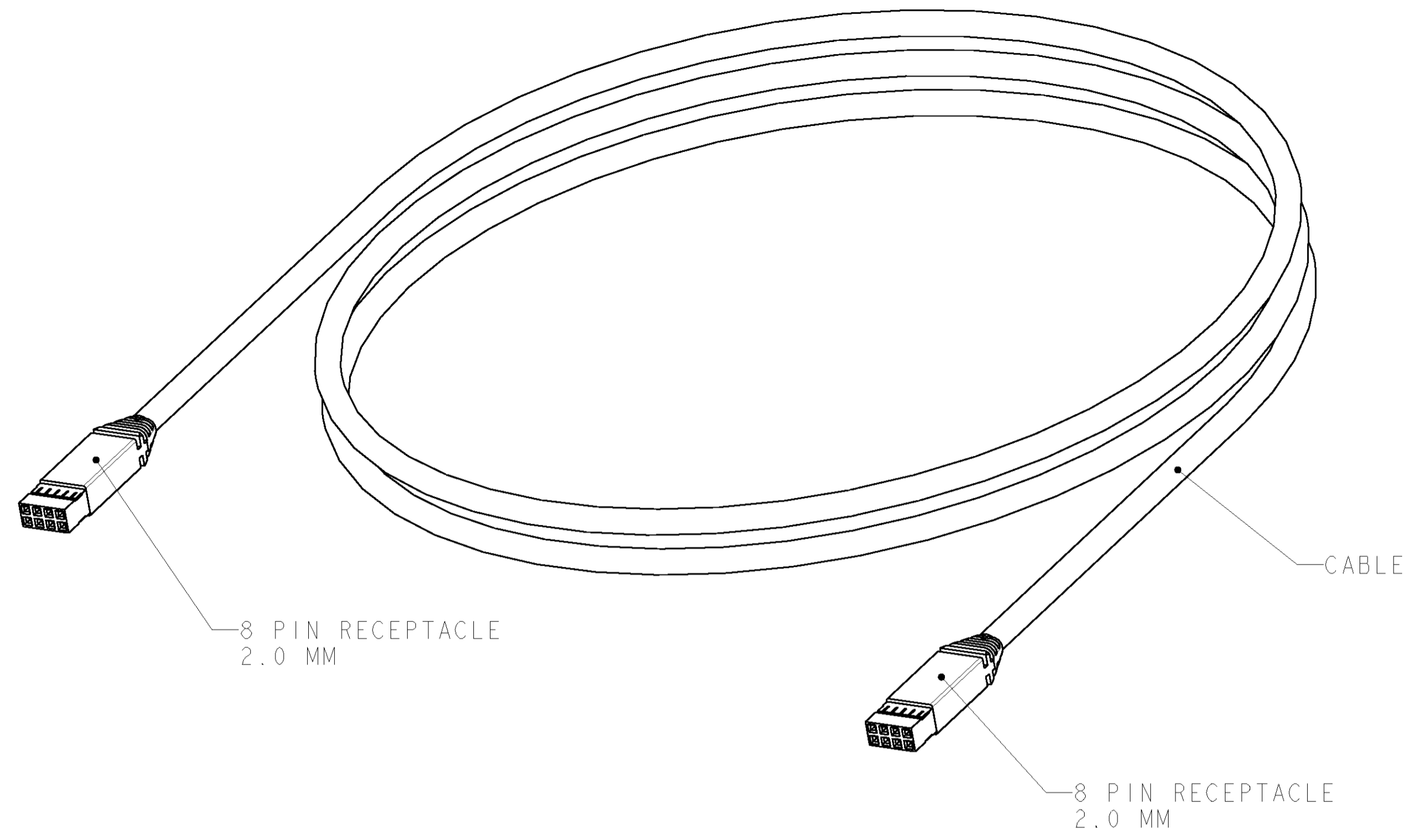
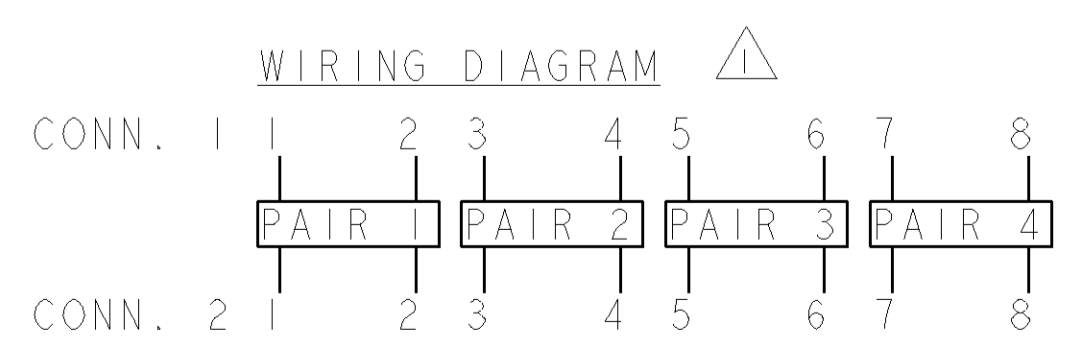
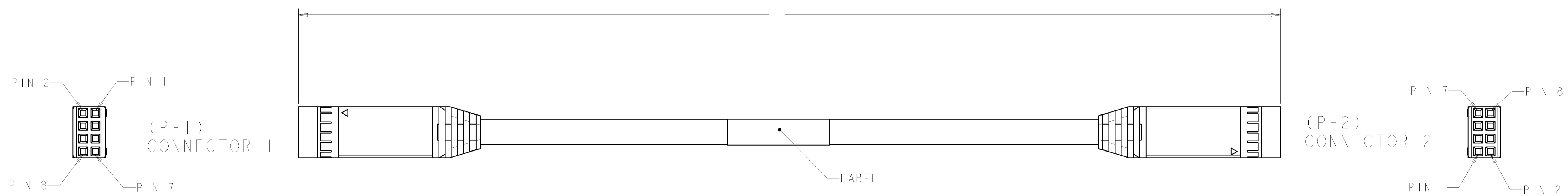


LOC		DIST		REVISIONS			
P	LTR	DESCRIPTION	DATE	DNW	APVD		
A		RLSD: NPR NS005-110	06OCT2005	GG	MD		
B		REV: ECO-05-015117	16DEC2005	GG	MD		



⚠ CABLE ASSEMBLY SHALL BE WIRED PER WIRING DIAGRAM.  
 ⚠ DIMENSIONS ARE MAXIMUM.



100	30632.4 [1206.00]	9-1499688-9
75	23012.4 [906.00]	7-1499688-5
50	15392.4 [606.00]	5-1499688-0
25	7772.4 [306.00]	2-1499688-5
14	4419.6 [174.00]	1-1499688-4
10	3200.4 [126.00]	1-1499688-0
7	2286.0 [90.00]	1499688-7
4	1371.6 [54.00]	1499688-4
FEET	L	PART NO.

<small>THE DIMENSIONS OF CONNECTED COMPONENTS ARE THE RESPONSIBILITY OF THE USER. THIS DRAWING IS TO BE USED FOR THE DESIGN AND CONSTRUCTION OF THE ORGANIZATION. DIMENSIONS OF CONNECTED COMPONENTS ARE THE RESPONSIBILITY OF THE USER.</small>		DWN: G. GARRETT 06OCT2005 ENR: M. DELPHIAS 06OCT2005 APVD: M. DELPHIAS 06OCT2005	<b>tyco</b> <b>Electronics</b> Tyco Electronics Harrisburg, PA 17105-3608
DIMENSIONS: MM [INCH]	TOLERANCES UNLESS OTHERWISE SPECIFIED: 0 PLC ± 1 PLC ± 2 PLC ± 3 PLC ± 4 PLC ± ANGLES ± FINISH	NAME: AMPTRAC I/O CABLE TO PCB 8 POSITION, NON-PLENUM PRODUCT SPEC: APPLICATION SPEC: WEIGHT: CUSTOMER DRAWING	SIZE: A   CAGE CODE: 00779   DRAWING NO: 1499688 RESTRICTED TO:
MATERIAL: -		SCALE: NTS	SHEET: 1 OF 1 REV: B