


T1/CEPT/ISDN-PRI Carrier Interface Transformers

EPA1064-EPA1070

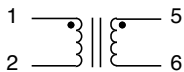


- Isolation at PBX and Terminals
- Single Package Configuration
- 1500 Vrms Isolation

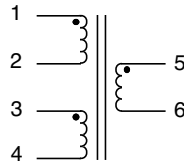
Electrical Parameters @ 25° C

PCA Part Number	OCL (mH Min.)	Interwinding Capacitance (pF Max.)	Leakage Inductance (μH Max.)	Turns Ratio (± 5%)	DCR (Ω Max.)		Schematic
EPA1064	1.20	25	0.50	1:1:1	0.70	0.70 & 0.70	B
EPA1065	2.00	40	0.50	1:1:1	0.70	0.70	B
EPA1066	1.20	25	0.50	1:1	0.70	0.70	A
EPA1067	1.20	25	0.80	1CT:1	0.70	0.70	D
EPA1068	1.20	35	0.80	1:1.36	0.70	0.80	A
EPA1069	1.20	30	0.55	1CT:2CT	0.70	1.20	C
EPA1070	2.00	30	1.50	2CT:1CT	0.70	0.40	C

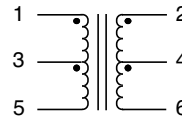
Schematic A



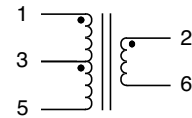
Schematic B



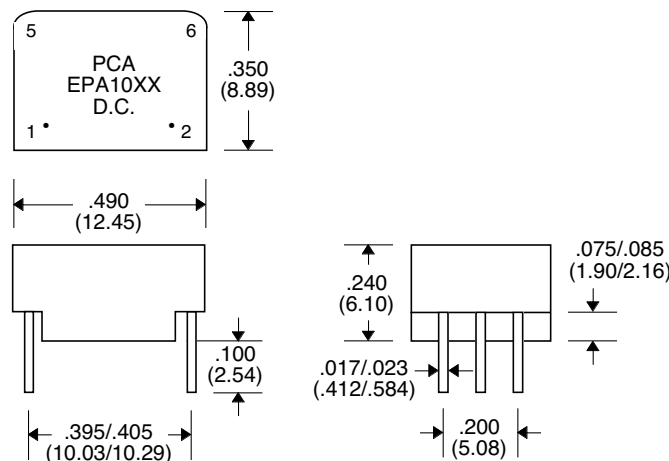
Schematic C



Schematic D



Package



Unless Otherwise Specified Dimensions are in Inches /mm ± .010 / .25