

M52 Connectors

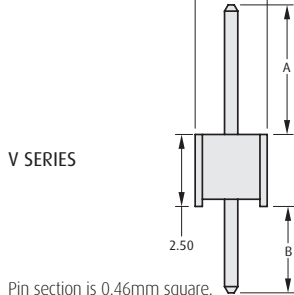
Pin Header Variants

- ❖ Harwin offers the ultimate flexibility 'Standard Variant Pin Headers'. Use the order code below to create application-specific connectors.
- ❖ Contact technical@harwin.com for further information.
- ❖ Suitable for use with female connectors on pages 99 to 100.

1.27mm (.050") PITCH

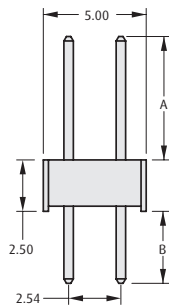
TERMINATION STYLES

Vertical PC Tail

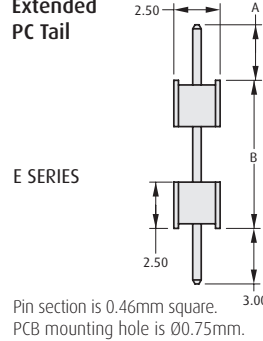


Pin section is 0.46mm square.
PCB mounting hole is Ø0.75mm.

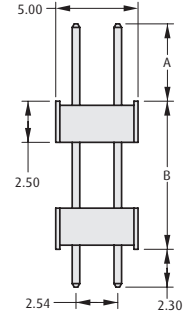
W SERIES



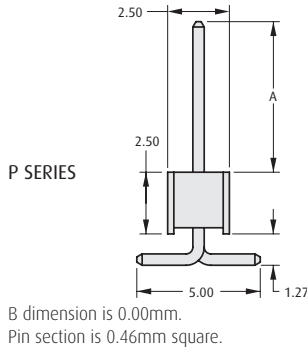
Extended PC Tail



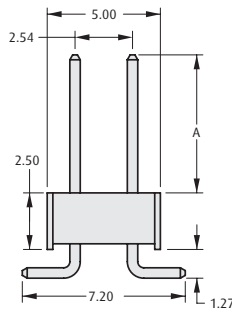
F SERIES



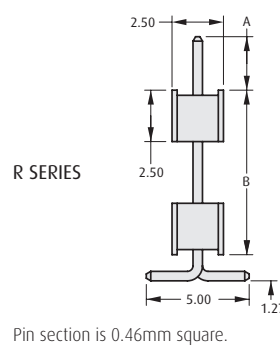
Vertical SMT



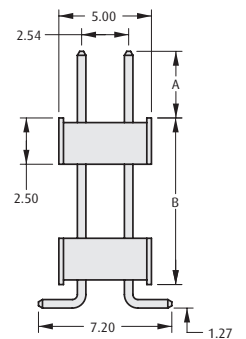
S SERIES



Extended SMT



T SERIES



HOW TO ORDER

M52 - XXX XXX X XX 45

SERIES CODE

DIMENSION A

Eg. 7.8mm = 078

DIMENSION B

Eg. 5.0mm = 050

FINISH

45

Gold



NO. OF WAYS PER ROW

02 to 40

SINGLE ROW	DOUBLE ROW	
V	W	Vertical
E	F	Extended
P	S	SMT
R	T	Extended SMT

www.harwin.com

All dimensions in mm.



HARWIN