



CM.02.03F21.02806

## Specification

<b>Part No.</b>	<b>CM.02.03F21.02806</b>
<b>Product Name</b>	Ceiling-mounted 3dBi Wide-band Antenna 700MHz to 6GHz
<b>Features</b>	<p>Boosts coverage and data-rate performance of following communication systems</p> <p>LTE/GSM/CDMA/HSPA/UMTS/WCDMA</p> <p>WIFI/ WIMAX/ ISM</p> <p>High peak gain, high efficiency ceiling antenna</p> <p>Custom cables and connectors available</p> <p>RoHS Compliant</p>

# 1. Introduction

Taoglas Ceiling Mount Antenna CM.02 is a wideband antenna solution, 700 MHz to 6GHz, covering all cellular, LTE, Wi-Fi and WiMAX applications in one antenna. The antenna has high peak gain and efficiency across all bands enabling very wide coverage areas and high speed data rates. The radiation pattern has excellent Omni-directional properties at all

frequencies, a unique feature of this wide-band antenna compared to other designs in the market which tend to have nulls at certain bands. This antenna would provide all CPE and Hotspot needs literally "under one roof". The attractive, extremely light, and covert design allows the antenna to be easily

mounted on a ceiling, and would be suited to any indoor area that would require a wireless network - hotels, conference centre's, exhibition halls, offices, retail outlets etc. The design is not obtrusive, only 97.5mm in height, and would blend into any environment.

# 2. Specification

## Cellular

	0.7 ~ 1.0	1.0 ~ 2.0	2.0 ~ 3.0	3.0 ~ 4.0	4.0 ~ 5.0	5.0 ~ 6.0
<b>Frequency (GHz)</b>	0.7 ~ 1.0	1.0 ~ 2.0	2.0 ~ 3.0	3.0 ~ 4.0	4.0 ~ 5.0	5.0 ~ 6.0
<b>Peak Gain (dBi)</b>	1.6	1.9	3.0	3.6	3.6	4.4
<b>Average Gain (dBi)</b>	-0.6	-0.6	-0.7	-0.9	-1.4	-1.9
<b>Efficiency</b>	88%	87%	85%	81%	73%	65%
<b>Impedance</b>	50Ω					
<b>Polarization</b>	Vertical					
<b>Radiation Pattern</b>	Omni					
<b>Input Power</b>	50 W					
<b>Cable</b>	0.3m RG58 standard, fully customizable					
<b>Connector</b>	N Type (Female)					

## Mechanical

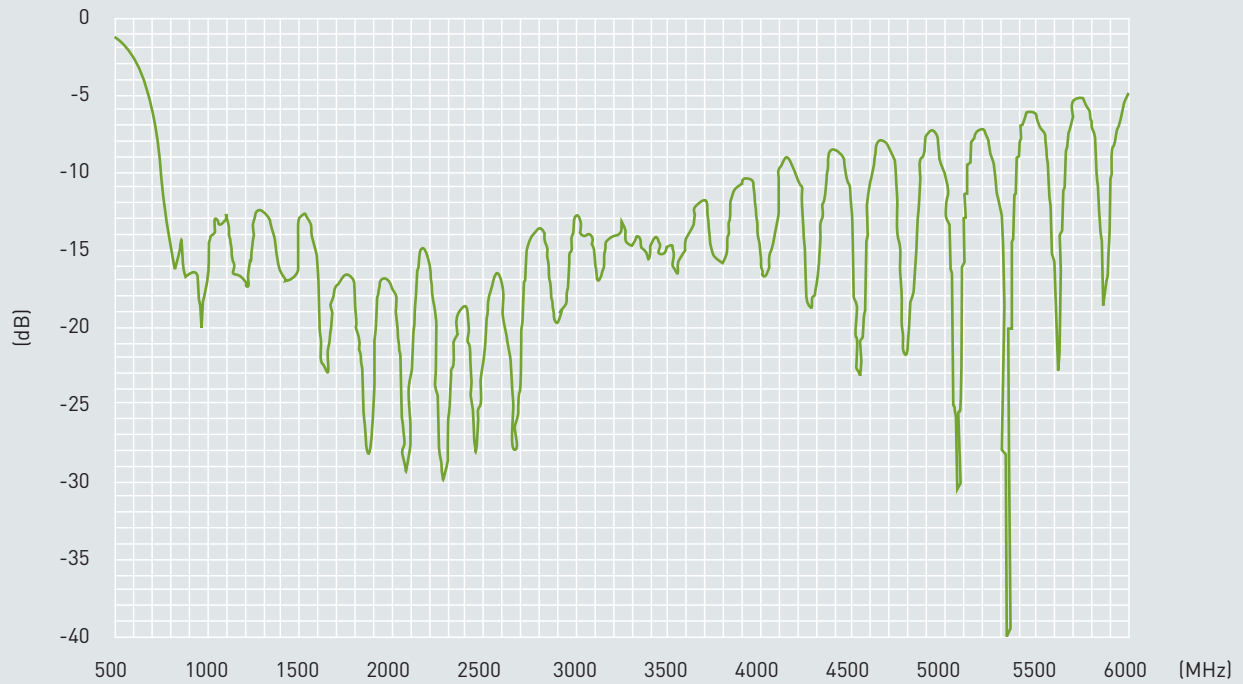
<b>Dimensions</b>	Height 97.5mm x Diameter 167.5mm
<b>Casing</b>	UV resistant ABS
<b>Base</b>	Aluminum
<b>Thread</b>	17.25 mm ABS
<b>Weight</b>	208g

## Environmental

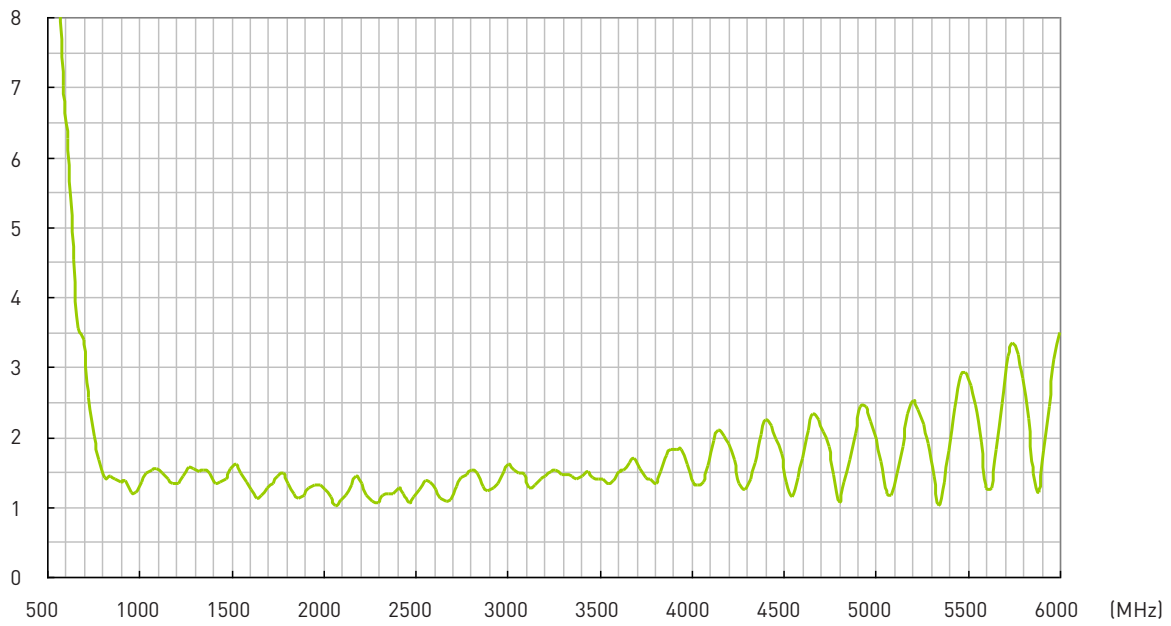
<b>Temperature Range</b>	-40°C to 85°C
<b>Humidity</b>	Non-condensing 65°C 95% RH

## 3. Antenna Characteristics

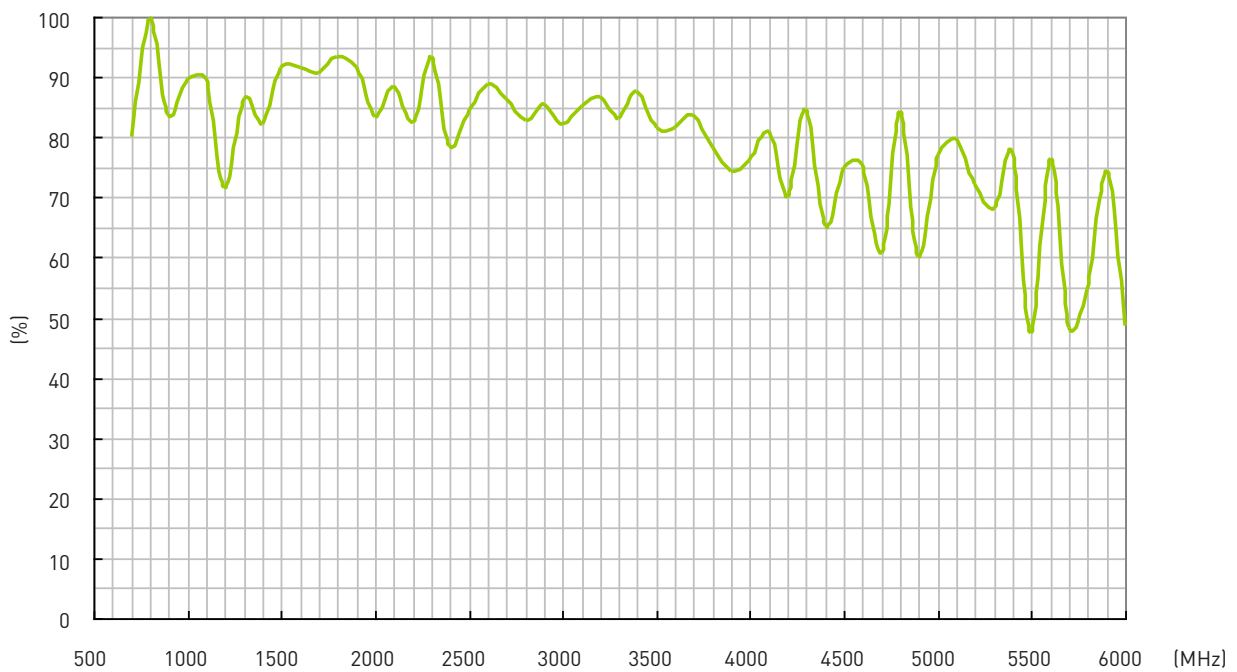
### 3.1 Return Loss



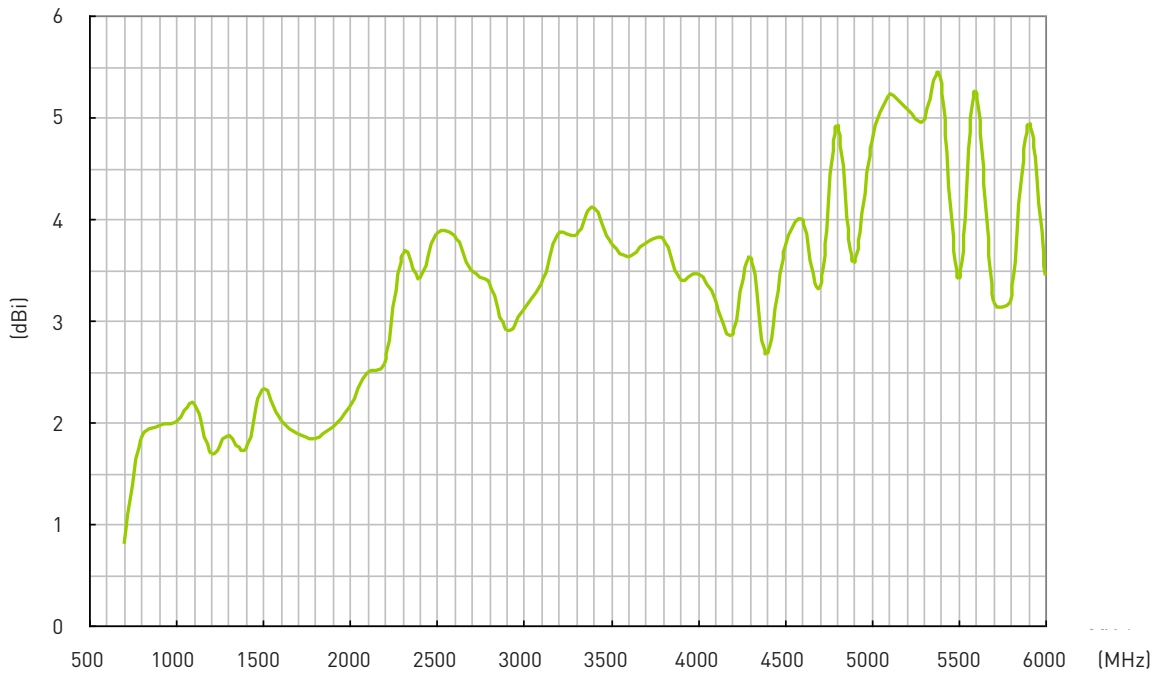
### 3.2 VSWR



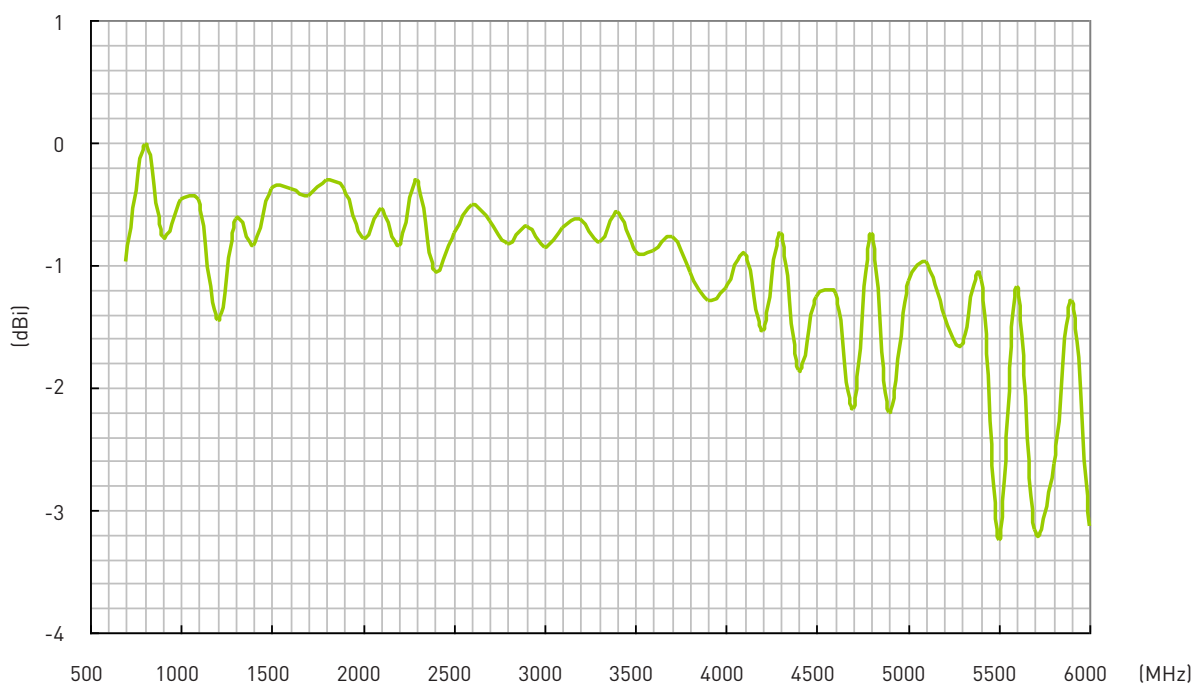
### 3.3 Antenna Efficiency




### 3.4 Peak Gain



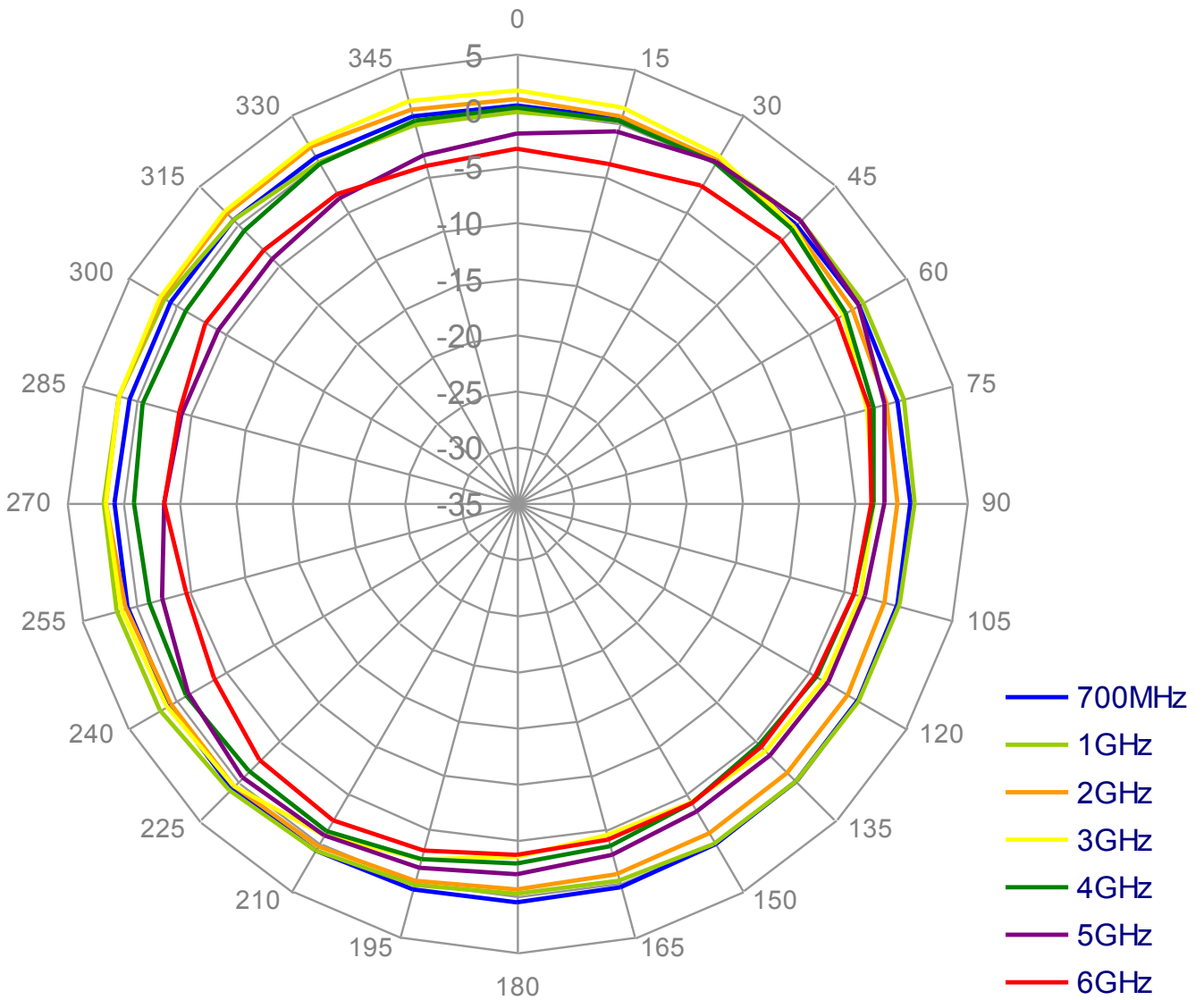
### 3.5 Antenna 3D Average Gain



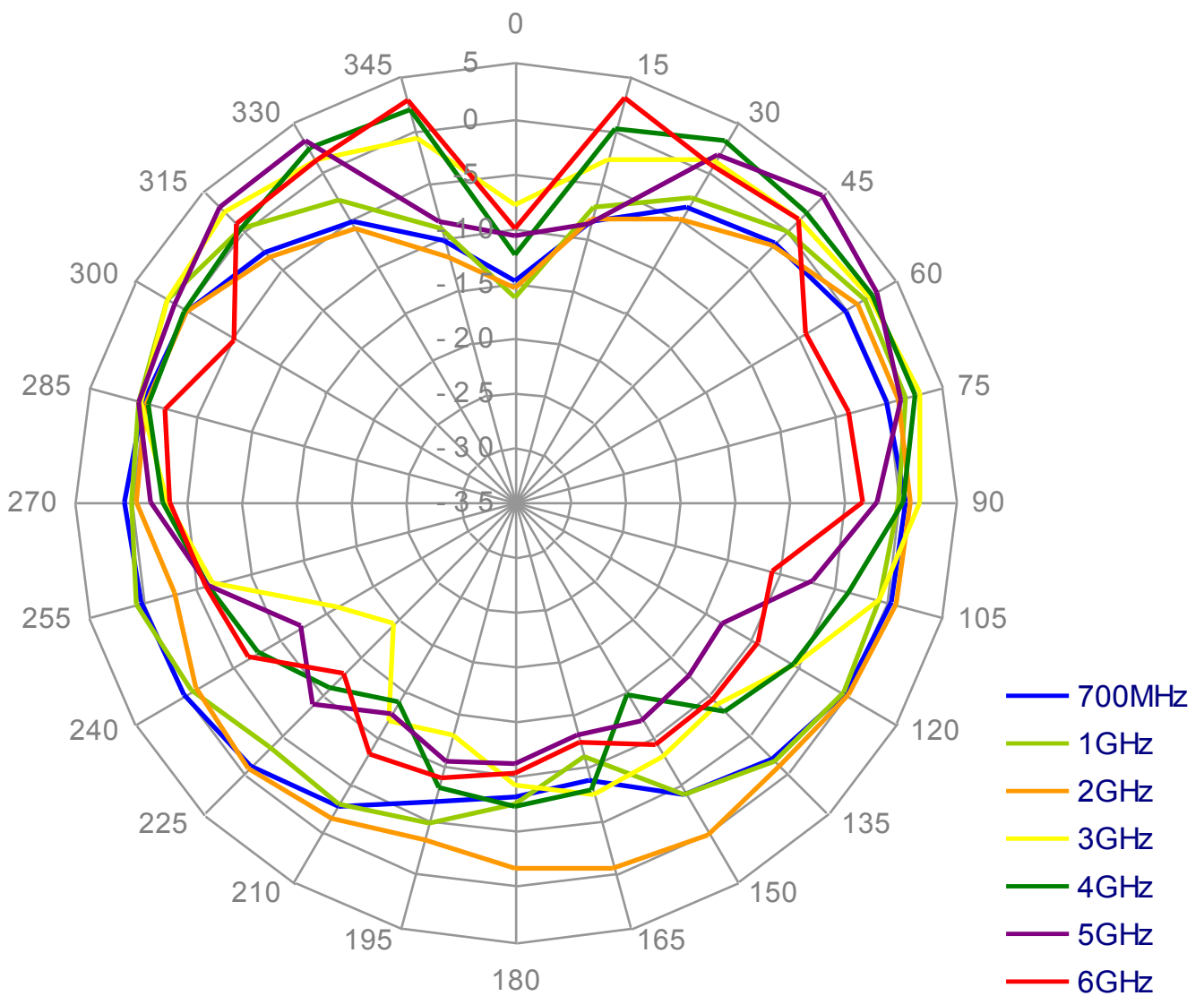
### 3.6 Radiation Pattern



### 3.6.1 XY-plane

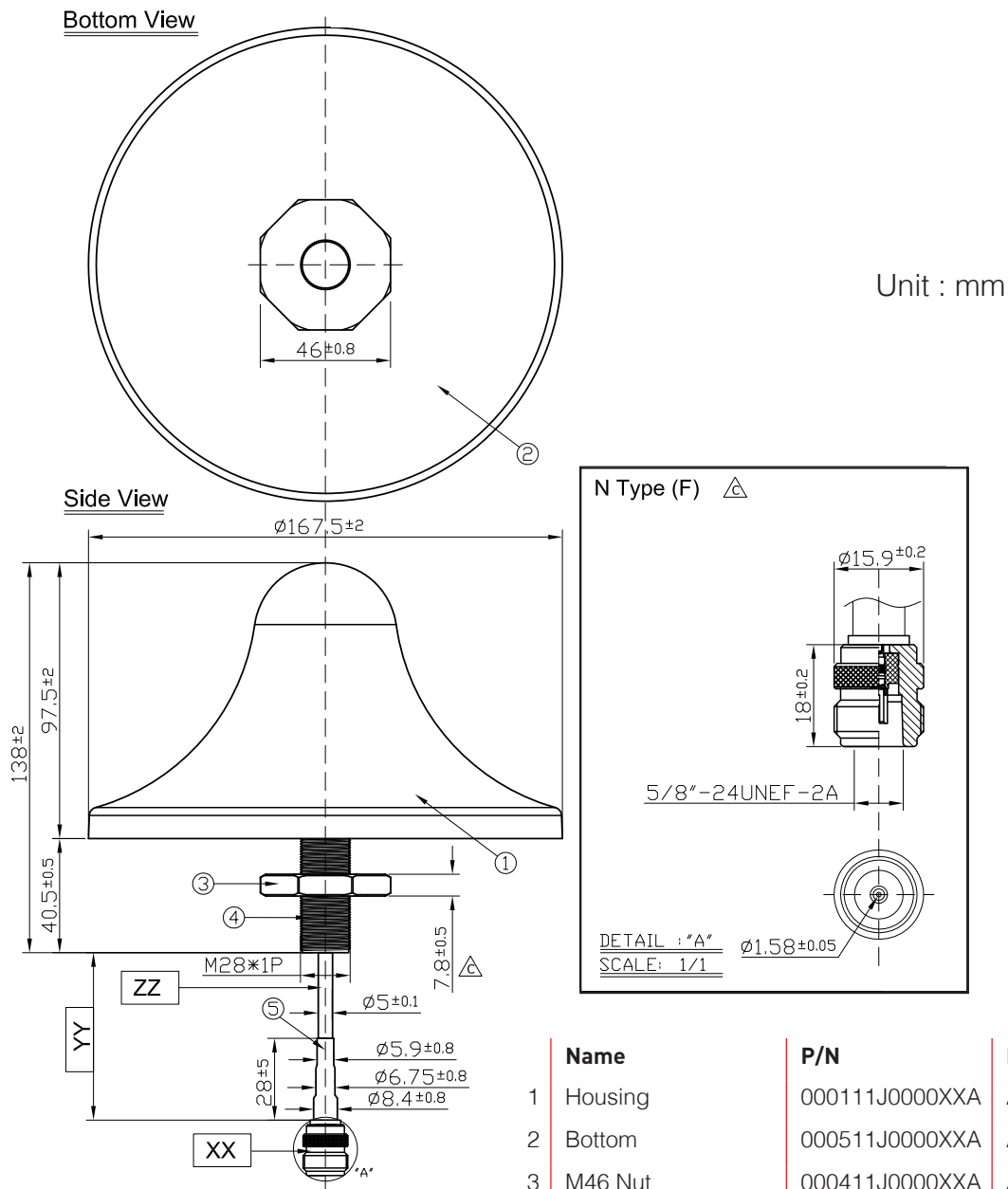


### 3.6.2 XZ-plane





## 4. Antenna Drawing



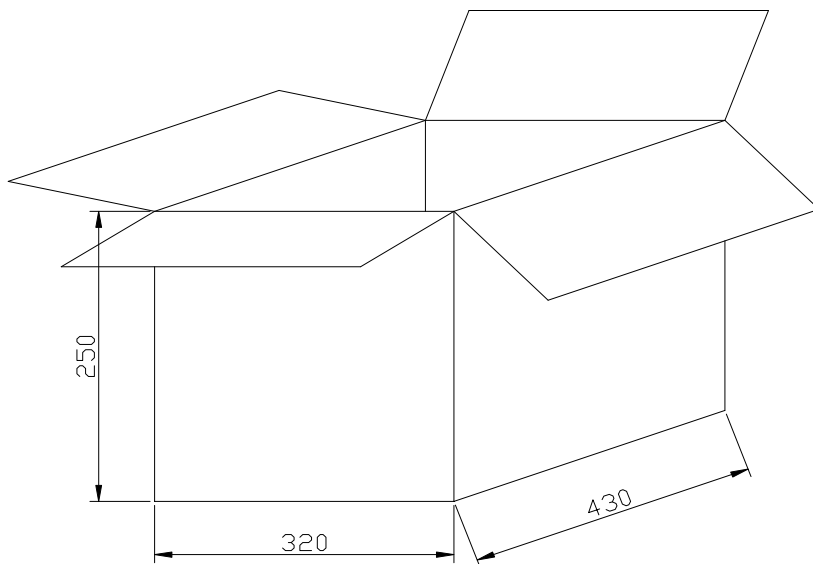
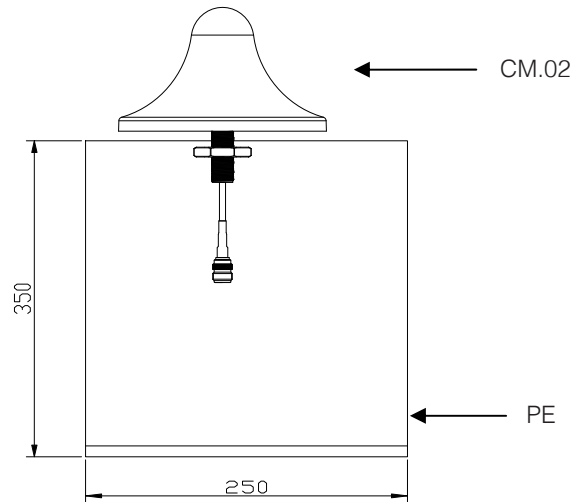
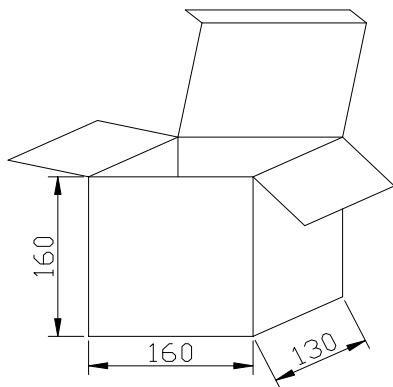
	Name	P/N	Material	Finish	Qty
1	Housing	000111J0000XXA	ABS	White	1
2	Bottom	000511J0000XXA	Aluminum	Blue Liner	1
3	M46 Nut	000411J0000XXA	ABS	White	1
4	M28x1 Thread 40.5L	000411J0100XXA	ABS	White	1
5	Heat Shrink Tube	001311J0000XXA	PE	Black	1

	Name	P/N	Spec	Finish	Qty
XX	Connector Type	201211J0000XXA	N Type (F)	Ni Plated	1
YY	Cable Length		280±20mm	White	1
ZZ	Cable Type	301311J0000XXA	RG58	White	1

## 5. Packaging

1 pcs antenna per small box and small bag

6 small box per big box



Unit : mm

Taoglas makes no warranties based on the accuracy or completeness of the contents of this document and reserves the right to make changes to specifications and

product descriptions at any time without notice.

Taoglas reserves all rights to this document and the information

contained herein. Reproduction, use or disclosure to third parties without express permission is strictly prohibited. Copyright © Taoglas Ltd.