





(2,54mm) .100"

DW, EW, ZW, HW SERIES


HW-14-08-G-S-400-100



ZW-06-10-G-T-450-230



DW-12-12-L-Q-400



FLEXIBLE .025" SQ BOARD STACKERS

Mates with:
SSW, SSQ, ESW, ESQ,
CES, SLW, BSW, BCS,
SSM, IDSS, IDSD, HLE

SPECIFICATIONS

For complete specifications see www.samtec.com?DW, www.samtec.com?EW or www.samtec.com?ZW

DW, EW, ZW

Insulator Material:
Black Glass
Filled Polyester

Terminal Material:
Phosphor Bronze

Plating:
Au or Sn over

50µ" (1,27µm) Ni

Current Rating:
3A @ 80°C ambient

Operating Temp Range:
-55°C to +125°C with Gold

-55°C to +105°C with Tin

RoHS Compliant: Yes

Processing:
Lead-Free Solderable:

Wave Only



SPECIFICATIONS

For complete specifications see www.samtec.com?HW

HW

Same as ZW except:

Insulator Material:

Natural Liquid

Crystal Polymer

RoHS Compliant:

Yes

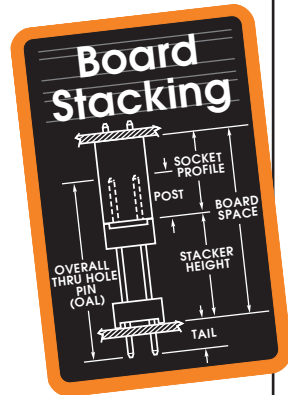
Processing:

Max Processing Temp:

230°C for 60 seconds, or

260°C for 20 seconds 3x

Lead-Free Solderable: Yes



TYPE STRIP	NO. PINS PER ROW	LEAD STYLE	PLATING OPTION	ROW OPTION	STACKER HEIGHT	OTHER OPTIONS																										
DW = (2,79mm) .110" Tail	<p>Specify LEAD STYLE from chart</p> <table border="1"> <thead> <tr> <th>LEAD STYLE</th> <th>OAL</th> </tr> </thead> <tbody> <tr><td>-07</td><td>(10,92).430</td></tr> <tr><td>-08</td><td>(13,46).530</td></tr> <tr><td>-09</td><td>(18,54).730</td></tr> <tr><td>-10</td><td>(21,08).830</td></tr> <tr><td>-11</td><td>(23,62).930</td></tr> <tr><td>-12</td><td>(26,16) 1.030</td></tr> <tr><td>-13</td><td>(31,24) 1.230</td></tr> <tr><td>-14</td><td>(36,32) 1.430</td></tr> <tr><td>-15</td><td>(16,00).630</td></tr> <tr><td>-16</td><td>(11,30).445</td></tr> <tr><td>-17</td><td>(12,19).480</td></tr> <tr><td>-19</td><td>(33,78) 1.330</td></tr> <tr><td>-20</td><td>(28,70) 1.130</td></tr> </tbody> </table>	LEAD STYLE	OAL	-07	(10,92).430	-08	(13,46).530	-09	(18,54).730	-10	(21,08).830	-11	(23,62).930	-12	(26,16) 1.030	-13	(31,24) 1.230	-14	(36,32) 1.430	-15	(16,00).630	-16	(11,30).445	-17	(12,19).480	-19	(33,78) 1.330	-20	(28,70) 1.130	<p>-S = Single Row</p> <p>-D = Double Row</p> <p>-T = Triple Row</p> <p>-Q = Double Row .200" (5,08mm) row space</p>	<p>"XXX" = Stacker Height</p>	<p>"XXX" = ZW or HW Tail Length</p>
LEAD STYLE		OAL																														
-07		(10,92).430																														
-08		(13,46).530																														
-09		(18,54).730																														
-10		(21,08).830																														
-11		(23,62).930																														
-12		(26,16) 1.030																														
-13		(31,24) 1.230																														
-14		(36,32) 1.430																														
-15		(16,00).630																														
-16		(11,30).445																														
-17		(12,19).480																														
-19		(33,78) 1.330																														
-20		(28,70) 1.130																														
EW = (8,38mm) .330" Tail		<p>01 thru 50</p> <p>-S</p> <p>-D</p> <p>-T or -Q*</p> <p>-Q* = Same as -T except middle row of pins missing.</p>	<p>-F = Gold flash on contact, Matte Tin on tail</p> <p>-L = 10µ" (0,25µm) Gold on contact area of longer tail, Matte Tin on tail</p> <p>-G = 10µ" (0,25µm) Gold on contact area of longer tail, Gold flash on balance</p> <p>-T Matte Tin</p>	<p>-LL = Locking Lead (Shortest dimension between the tail and the post is the end that will be crimped. Available on tails from (2,29) .090" to (7,87) .310" only.) Single row, 01 & 02 positions & -Q row not available</p> <p>"XXX" = Polarized Specify omitted pin position</p>																												
ZW = Custom Tail			<p>HW = High Temp Custom Tail</p>	<p>Note: Other Gold plating options available. Contact Samtec.</p>																												

Due to technical progress, all designs, specifications and components are subject to change without notice.

WWW.SAMTEC.COM