
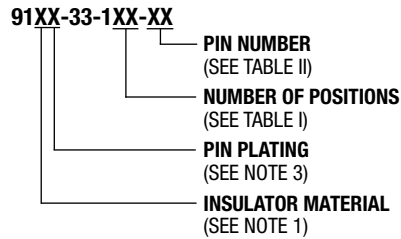


.100" (2.54mm) Single Row, Through Hole, Right Angle Header with Retention Tails



9100 SERIES ("POST/BOXE")

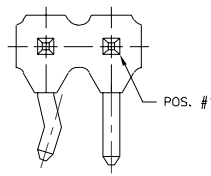
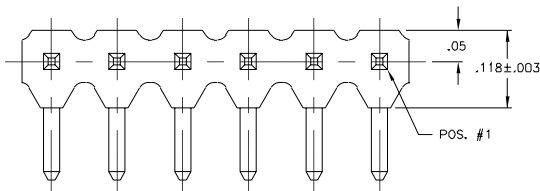
PART NUMBER LEGEND



MATING CONNECTORS: 9000 SERIES

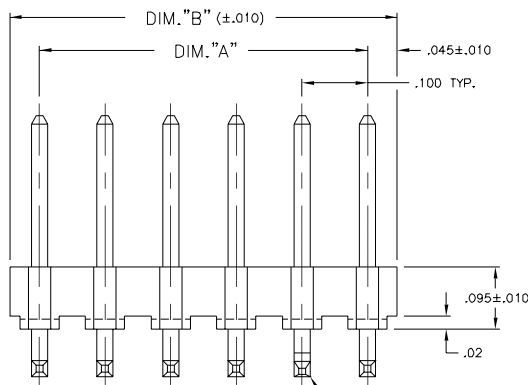
NOTES:

- INSULATOR MATERIAL: 910X - POLYESTER (PET), 30% G.R., U.L. 94V-0, COLOR IS BLACK; 911X - POLYESTER (PCT), 30% G.R., U.L. 94V-0, COLOR IS BLACK.
- PIN MATERIAL: PHOSPHOR BRONZE.
- PIN FINISH: 91XQ - TIN/LEAD OVER NICKEL PLATE; 91XZ - GOLD (.000015 THICK) OVER NICKEL PLATE (.000030 THICK); 91XB - SEL. GOLD (.000030 THICK) AND SEL. 90/10 TIN/LEAD (.0001/.0002 THICK) WITH NICKEL UNDERPLATE OVERALL (.000050 THICK); 91XF - SEL. GOLD (.000015 THICK) AND SEL. 90/10 TIN/LEAD (.0001/.0002 THICK) WITH NICKEL UNDERPLATE OVERALL (.000050 THICK).

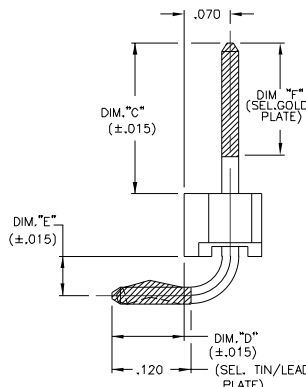


DETAIL "A"
TAIL FORM CONFIGURATION FOR 2 POS. ASS'Y. ONLY

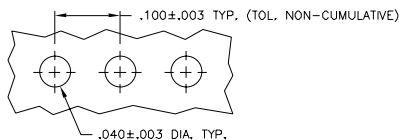
PART No.	DIM "C"	DIM "D"	DIM "E"	DIM "F"
91XX-33-1XX-01	.230	.110	.060	.160
91XX-33-1XX-02	.320	.110	.060	.200
91XX-33-1XX-03	.400	.110	.060	.200
91XX-33-1XX-04	.465	.110	.155	---



1ST RETENTION TAIL TO BE FORMED AT POS. #2. TYPICAL FOR 3-THRU-40 POS. ASSEMBLIES; SEE TABLE I FOR 2ND & 3RD FORMED TAIL LOCATIONS; SEE DETAIL "A" FOR TAIL FORM CONFIGURATION FOR 2 POS. ASS'Y.



PART No.	No. OF POS.	DIM "A"	DIM "B"	2ND TAIL POS.	3RD TAIL POS.
91XX-33-102-XX	2	.100	.190	---	---
↑ -103- ↓	3	.200	.290	---	---
↑ -104- ↓	4	.300	.390	---	---
↑ -105- ↓	5	.400	.490	4	---
↑ -106- ↓	6	.500	.590	5	---
↑ -107- ↓	7	.600	.690	6	---
↑ -108- ↓	8	.700	.790	7	---
↑ -109- ↓	9	.800	.890	8	---
↑ -110- ↓	10	.900	.990	9	---
↑ -111- ↓	11	1.000	1.090	10	---
↑ -112- ↓	12	1.100	1.190	11	---
↑ -113- ↓	13	1.200	1.290	12	---
↑ -114- ↓	14	1.300	1.390	13	---
↑ -115- ↓	15	1.400	1.490	14	---
↑ -116- ↓	16	1.500	1.590	15	---
↑ -117- ↓	17	1.600	1.690	16	---
↑ -118- ↓	18	1.700	1.790	17	---
↑ -119- ↓	19	1.800	1.890	18	---
↑ -120- ↓	20	1.900	1.990	19	---
↑ -121- ↓	21	2.000	2.090	20	11
↑ -122- ↓	22	2.100	2.190	21	11
↑ -123- ↓	23	2.200	2.290	22	12
↑ -124- ↓	24	2.300	2.390	23	12
↑ -125- ↓	25	2.400	2.490	24	13
↑ -126- ↓	26	2.500	2.590	25	13
↑ -127- ↓	27	2.600	2.690	26	14
↑ -128- ↓	28	2.700	2.790	27	14
↑ -129- ↓	29	2.800	2.890	28	15
↑ -130- ↓	30	2.900	2.990	29	15
↑ -131- ↓	31	3.000	3.090	30	16
↑ -132- ↓	32	3.100	3.190	31	16
↑ -133- ↓	33	3.200	3.290	32	17
↑ -134- ↓	34	3.300	3.390	33	17
↑ -135- ↓	35	3.400	3.490	34	18
↑ -136- ↓	36	3.500	3.590	35	18
↑ -137- ↓	37	3.600	3.690	36	19
↑ -138- ↓	38	3.700	3.790	37	19
↑ -139- ↓	39	3.800	3.890	38	20
↑ -140- ↓	40	3.900	3.990	39	20
91XX-33-140-XX	40	3.900	3.990	39	20



RECOMMENDED P.C. BOARD LAYOUT



North and South America:
Methode Electronics, Inc. Connector Products
 1700 Hicks Road • Rolling Meadows, IL 60008 USA
 847-392-3500 • Toll Free: 800-323-6864 • Fax: 847-392-9404
 Email: info@methode.com • Web: www.methode.com/connector/index.html

Europe:
Methode Electronics Ireland, Ltd.
 Unit H, Crossagalla Business Park, Ballysimon Rd. • Limerick, Ireland
 +353 (0) 61 401222 • Fax: +353 (0) 61 401942
 Email: info@methode.ie • Web: ireland.methode.com/main.html

Far East:
Methode Electronics Far East, Pte. Ltd.
 1 Tuas Lane, Jurong Town • Singapore 638610
 65-68615444 • Fax: 65-68614777
 Email: sales@methode.com.sg • Web: www.methode.com/mefe/index.html