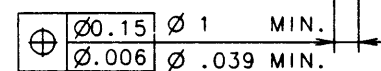


PRODUCT NUMBER	DIM "A" ±0.15	DIM "B" REF.	("L")
91699-X01-XX	7/.276	3.1/.122	11.81/.465
91699-X02-XX	5.75/.226	3.35/.132	10.8/.425

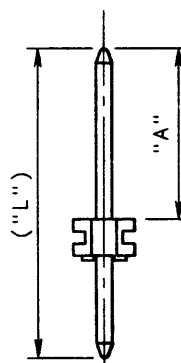
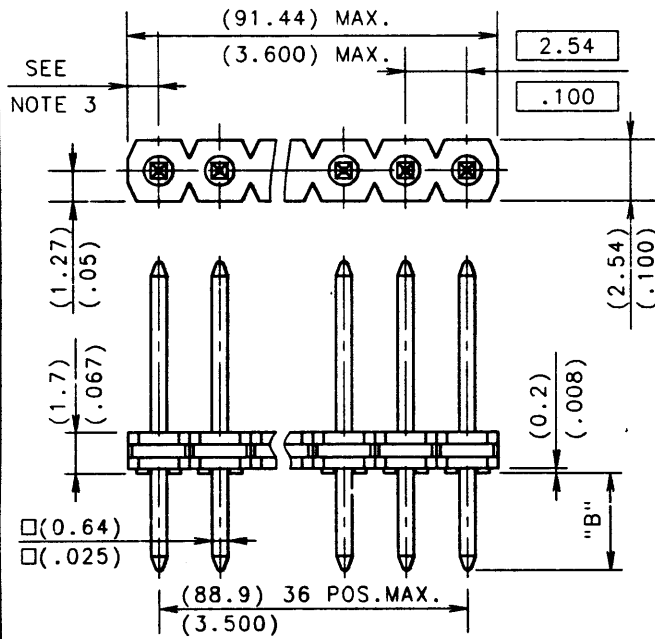
91699-XXX-XX
 N. OF POSITIONS
 VERSION
 PLATING
 BASIC PART
 NUMBER



RECOMMENDED HOLE PATTERN

NOTES:

1. MATERIAL PIN :
BRASS CuZn 30 (HV)
1/2 HARD.
2. MATERIAL BODY : POLYAMID,
30 % GLASS FILLED
FLAME RETARDANT PER UL-94-V0.
COLOR BLACK.
3. DIM. 1.27^{+0.03}_{-0.13} FOR MOULDED
SIDE(S) ONLY, IF SIDE(S)
ARE BROKEN DIM. 1.02 MIN.
TO 1.70 MAX. APPLIES.



CUSTOMER COPY FOR REFERENCE ONLY

91699-9XX	0.2 μ m 10 μ m	Au
91699-8XX	0.38 μ m 15 μ m	Au
91699-3XX	3.81 μ m 150 μ m	SnPb
91699-1XX	0.76 μ m 30 μ m	Au
PLATING CODE	PLATING THICKNESS OVER	1.27 μ m 50 μ m Ni

Surface ISO 1302 √	Tolerances ISO 406 ISO 1101	mm inch Scale 5:1	Material code SEE NOTES 1&2
Dr 93 04 06 G LEOTY Chr 93 04 06 JW COMPAIGNON Appd 93 04 06 M MEYER			Finish SEE TABLE
Title HEADER, STRAIGHT SINGLE ROW, LOW PROFILE 2.54 mm			Product number 91699-XXX-XX
Drawing number 91699		Rev ltr A	Sheet 213 1 of 1
A F 30333 93 04 06 JMC L ECP N°		DU PONT DU PONT ELECTRONICS	Supersedes Release N°

