

Continuously Variable Coaxial Attenuators



RLC Electronics' Continuously Variable Coaxial Attenuators offer wide bandwidths for microwave applications where continuous adjustment of signal level is required with low insertion loss and good impedance matching. Unique mechanical packaging with

a locking, non-translating shaft allow a compact assembly. The slab line construction of the transmission line and shaped, proprietary lossy material give flat response over a wide range of attenuation.

Specifications

AV-1-2-3

Model Number	Frequency Range (GHz)	Attenuation Range (dB)(Min.)	VSWR (Max.)	Insertion Loss (dB) (Max)
AV-0915	.95 – 1.5	10	1.5	0.3
AV-1020	1.0 – 2.0	10	1.5	0.4
AV-1922	1.9 – 2.2	20	1.3	0.4
AV-2040	2.0 – 4.0	25	1.5	0.5
AV-3060	3.0 – 6.0	20	1.5	0.5
AV-3742	3.7 – 4.2	20	1.4	0.5
AV-4080	4.0 - 8.0	20	1.5	0.5
AV-5964	5.9 - 6.4	20	1.4	0.5
AV-70124	7.0 - 12.4	20	1.5	0.5
AV-10150	10.0 - 15.0	20	1.5	0.5
AV-12180	12.4 - 18.0	20	1.5	0.5
AV-18265	18.0 - 26.5	20	1.7	0.7
AV-26540	26.5 - 40.0	20	2.0	1.0

Impedance: 50 Ohms

Connectors: Type N*, TNC*, or SMA Female

Shaft: Locking screwdriver adjust or panel mount

Temperature Range: -55 to +85°C

Attenuation vs Frequency: ± 10% of max attenuation

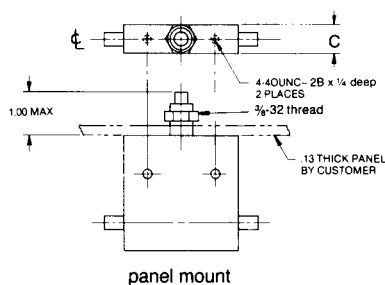
*Type N and TNC not recommended for use above 12.4 GHz

To designate attenuator desired use:

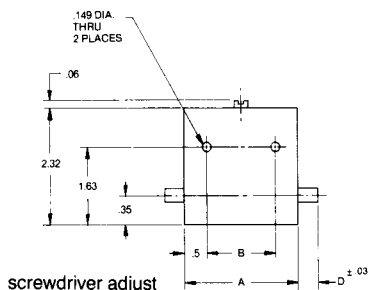
- | | |
|-------------------------------------|-----------------------|
| (1) 2040,3060 for Model Number | (3) P for panel mount |
| (2) N,T(TNC), R(SMA) for connectors | (4) L for locking nut |

Example: AV-4080-R-P-L is a 4.0 to 8.0 GHz attenuator with SMA connectors, panel mount with locking nut

Outline Drawing



panel mount



screwdriver adjust

MODEL	A	B	C
AV-0915	4.00	3.00	.75
AV-1020	4.00	3.00	.75
AV-1922	3.25	2.25	.50
AV-2040	2.75	1.75	.50
AV-3060	2.75	1.75	.50
AV-3742	2.00	1.00	.50
AV-4080	2.75	1.75	.50
AV-5964	2.00	1.00	.50
AV-70124	2.00	1.00	.50
AV-10150	2.00	1.00	.50
AV-12180	2.00	1.00	.50
AV-18265	Figure 1		
AV-26540	Figure 1		

CONNECTOR	D
N	.94
TNC	.58
SMA	.30

Tolerances unless otherwise specified are: .xx, ± .02; .xxx, ± .005.

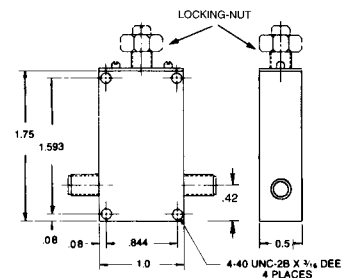


Figure 1
AV-18265 and
AV-26540



RLC ELECTRONICS, INC.

83 Radio Circle, Mount Kisco, New York 10549 • Telephone: 914-241-1334 • Fax: 914-241-1753
e-mail: sales@rlcelectronics.com • www.rlcelectronics.com