

1500 Standard & 1300 High Inrush Switches 150A to EN61058-1 and 16A 250Vac



- ▶ Standard rocker switch
- ▶ Non-illuminated
- ▶ 1300 high inrush current
- ▶ Choice of switching circuits including 3 position
- ▶ Choice of bezel styles
- ▶ Choice of panel cut outs
- ▶ Matching indicator
- ▶ Single pole
- ▶ Splash resistant option
- ▶ BioCote antimicrobial option
- ▶ Panel cut out 'A' style: 27.3 x 12.3mm

Approvals and specifications



1500 Series 16(4)A 250Vac T125



UL CSA 16A Non Ind 250Vac, (2 posn) 250Vac 1hp, 125Vac 1/2hp, (3 posn) 250Vac 1/2hp, 125Vac 1/4hp
 UL 10A 14Vdc 'T' (1500 and 1510 only)
 UL 85°C, file E45221, CSA file LR10990

In house test:

10A 24Vdc — Indicative rating only



1300 series 16(6)A 250Vac T125 5E4 (50,000 Ops.)
 150A Inrush to EN61058-1



UL CSA 20A 250Vac 1hp, 125Vac 1/2hp
 UL 85°C, file E45221, CSA file LR10990

In house test:

20A 24Vdc — Indicative rating only



BioCote antimicrobial additive. Independently verified to ISO22196:2007.

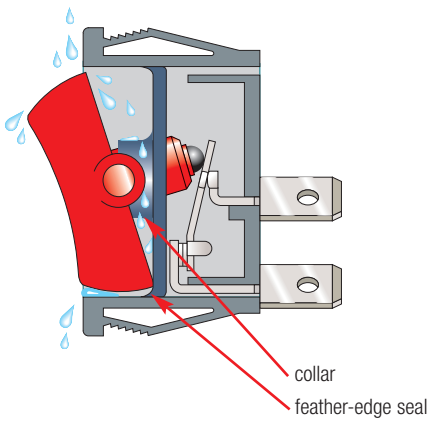
3mm contact gap except if marked μ .
 Technical data on pages 4 & 5 (switches), 6 (indicators).

C 1300 A L--- B

TERMINAL FUNCTION ROCKER BODY PRINT, COLOUR, VOLTAGE ETC BioCote

TERMINAL	FUNCTION	ROCKER																											
C 6.3 x 0.8	Approvals & ratings vary with function ON OFF Switches - ON when pressed over terminal 1 	A Softline Matt 																											
H 4.8 x 0.8*	<table border="1"> <tr> <td>Standard 1500</td> <td>High Inrush 1300 <small>*L body only Approvals apply to C & T terminals only</small></td> <td>ON - OFF </td> </tr> <tr> <td>1501 <small>HP rating N/A</small></td> <td></td> <td>ON - OFF (momentary ON) </td> </tr> <tr> <td>1502 <small>HP rating N/A</small></td> <td></td> <td>ON - OFF (momentary OFF) </td> </tr> <tr> <td>1510 μ <small>HP rating N/A</small></td> <td></td> <td>ON - ON </td> </tr> <tr> <td>1511 μ <small>HP rating N/A</small></td> <td></td> <td>ON - ON (momentary 1 side) </td> </tr> <tr> <td>1520 μ <small>125V & 250V 1/2 HP H terminal rated T100 only</small></td> <td></td> <td>ON - OFF - ON </td> </tr> <tr> <td>1521 μ <small>HP rating N/A H terminal rated T100 only</small></td> <td></td> <td>ON - OFF - ON (momentary 1 side) </td> </tr> <tr> <td>1522 μ <small>HP rating N/A H terminal rated T100 only</small></td> <td></td> <td>ON - OFF - ON (momentary 2 sides) </td> </tr> <tr> <td>0430 <small>X terminal N/A</small></td> <td></td> <td>Indicator Technical data on page 6 </td> </tr> </table>	Standard 1500	High Inrush 1300 <small>*L body only Approvals apply to C & T terminals only</small>	ON - OFF 	1501 <small>HP rating N/A</small>		ON - OFF (momentary ON) 	1502 <small>HP rating N/A</small>		ON - OFF (momentary OFF) 	1510 μ <small>HP rating N/A</small>		ON - ON 	1511 μ <small>HP rating N/A</small>		ON - ON (momentary 1 side) 	1520 μ <small>125V & 250V 1/2 HP H terminal rated T100 only</small>		ON - OFF - ON 	1521 μ <small>HP rating N/A H terminal rated T100 only</small>		ON - OFF - ON (momentary 1 side) 	1522 μ <small>HP rating N/A H terminal rated T100 only</small>		ON - OFF - ON (momentary 2 sides) 	0430 <small>X terminal N/A</small>		Indicator Technical data on page 6 	B Splash resistant (with Arcshield) Matt H Slotted (for custom Adaptors) not momentary V Curved Matt or gloss W Splash resistant (with Arcshield) Matt X Two colour Matt ON - OFF only (not momentary) F Flat lens Gloss (0430 only) A Softline lens Matt (0430 only) as F but with raised profile
Standard 1500	High Inrush 1300 <small>*L body only Approvals apply to C & T terminals only</small>	ON - OFF 																											
1501 <small>HP rating N/A</small>		ON - OFF (momentary ON) 																											
1502 <small>HP rating N/A</small>		ON - OFF (momentary OFF) 																											
1510 μ <small>HP rating N/A</small>		ON - ON 																											
1511 μ <small>HP rating N/A</small>		ON - ON (momentary 1 side) 																											
1520 μ <small>125V & 250V 1/2 HP H terminal rated T100 only</small>		ON - OFF - ON 																											
1521 μ <small>HP rating N/A H terminal rated T100 only</small>		ON - OFF - ON (momentary 1 side) 																											
1522 μ <small>HP rating N/A H terminal rated T100 only</small>		ON - OFF - ON (momentary 2 sides) 																											
0430 <small>X terminal N/A</small>		Indicator Technical data on page 6 																											
K 2.8 x 0.8*																													
T Solder																													
U Right angle "T" solder terminal																													
X PCB 0.8Sq* *N/A for 1300 series																													

Splash Resistant



1500 W and B splash resistant options

Feather edge seals and a close fitting collar protect current carrying parts from moisture.
B option has Hytrel collar/seals for enhanced protection.



C1500AR ---
T1500AR ---



C1500AL ---
T1500AL ---



C1500XL ---
T1500XL ---



C1510AL ---
T1510AL ---



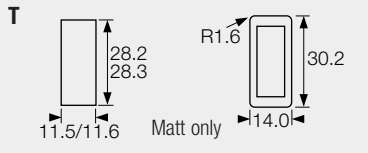
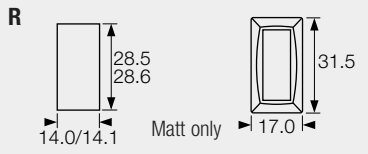
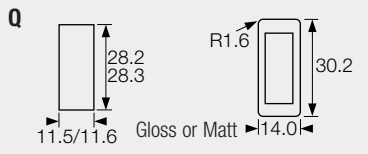
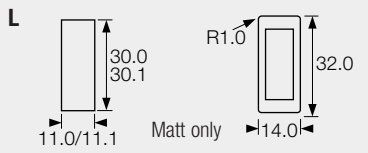
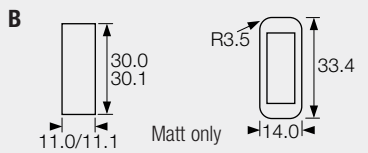
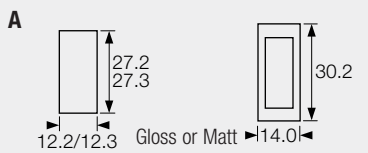
C1520AL ---
T1520AL ---



C0430AL ---
T0430AL ---

BODY

Panel cut-out * Bezel
Cut-outs must be punched in the direction of insertion



OPTIONS

Finish Matt is standard.

Colour Call sales for custom colours. A full range is available for large orders.

Legend printing Select from the examples or call sales for custom legends.

Lamp voltage Call sales for details.

Blanking plates A0434 - - Dummy units to fill unused panel holes.

Protective cover
Snaps on to A, L, Q or T bodies (add G after body code in cat no.), this reduces panel thickness by 1.0mm.

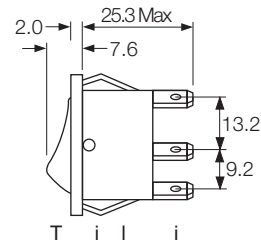


Panel sealing washer W46 is available for the same body sizes, this reduces panel thickness by 0.5mm.
Covers are not suitable for momentary types.

BioCote Antimicrobial Additive 
Moulded components have antimicrobial properties using BioCote silver ion technology.

For all options call sales.

DIMENSIONS (mm)



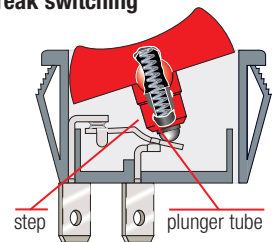
Panel thickness

A,Q	0.75 to 3.3mm
L,B,T	0.75 to 2.5mm
R	0.75 to 3.0mm

* For cut-out details on momentary switches call sales

1300 High inrush, positive break switching

The 1300 series mechanism ensures contact welds formed at switch-on are positively separated by the plunger tube acting directly on the step in the moving contact.



Examples of printing



EN602A



EN730



EN822