APPROVAL	DATE

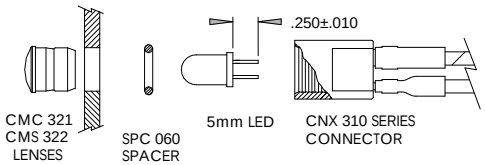

PANEL THICKNESS
.030" - .100" USE SPC 060
.105" - .125" W/O SPACER

LENS OPTIONS

LENS STYLE	COLOR
CMC 285 CMC 313 CMC 321 CMC 323 CMS 322	RTP - Red GTP - Green ATP - Amber BTP - Blue YTP - Yellow CTP - Clear

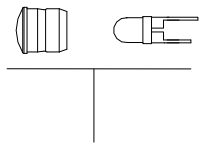

Order Lens & LED Separately

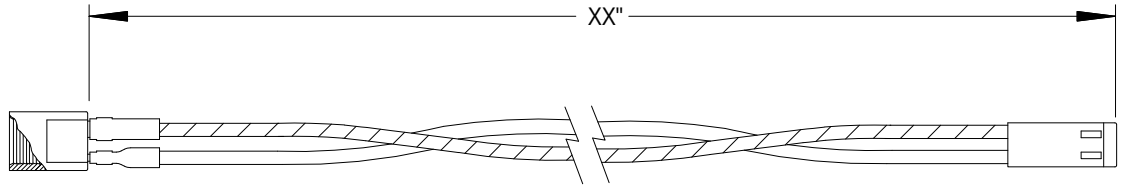

CABLE ORDERING CODE (EXAMPLE):

CNX 310 056 E 4 1 08

MODEL

RESISTOR

CODE	OHM	CODE	OHM
012	120	056	560
018	180	120	1200
033	330	220	2200

TERMINATION

CODE	DESCRIPTION
E	LOCKING HEADER CONNECTOR
X	WIRE LEAD ENDS STRIPPED

WIRE GAUGE

CODE	DESCRIPTION
4	24 AWG

WIRE COLOR

CODE	DESCRIPTION
1	BLK - WHT
2	RED - BLK

LENGTH IN INCHES

CODE	LENGTH
04	4 INCHES
06	6 INCHES
08	8 INCHES
12	12 INCHES
18	18 INCHES
24	24 INCHES

OPTIONAL LENGTHS AVAILABLE

U.S. / FOREIGN PAT. ISSUED & PEND.

NOTES:

1) Material: U.L. Rating - "Thermoplastic material used on a secondary circuit"
2) Wire: 24 awg (105° C)

REVISIONS

NO	DESCRIPTION	DATE	BY
1			
2			
3			
4			
5			

VCC P/N: CNX 310 CABLE ASSEMBLY

VCC VISUAL COMMUNICATIONS COMPANY, INC.
190 Bosstick Blvd, Suite 101 San Marcos, California 92069 U.S.A.
Phone: (760) 560-1300; Fax: (760) 560-1301; e-mail: vccsales@vcclite.com

TOLERANCES		SCALE	N/A	DATE	01/28/09	DRAWING NO.	
DECIMAL	±.500	DIAMETER		DRAWN BY	APZ		
ANGLE		RADII		CHK'D			