



# Shielded Power Inductors MLC12xx/15xx



- Soft saturation makes them ideal for VRD/VRM applications
- Special materials eliminate all thermal aging issues.

**Designer's Kit C387** contains samples of all values

**Core material** Iron

**Core and winding loss** See [www.coilcraft.com/coreloss](http://www.coilcraft.com/coreloss)

**Terminations** RoHS tin-silver over copper. Other terminations available at additional cost.

**Weight** MLC12xx 1.91 – 3.04 g; MLC15xx 2.73 – 5.12 g

**Ambient temperature** –40°C to +85°C with Irms current

**Maximum part temperature:** The part may be operated without damage as long its temperature (ambient + self-heating) does not exceed +125°C.

**Storage temperature** Component: –40°C to +125°C.

Packaging: –40°C to +80°C

**Resistance to soldering heat** Max three 40 second reflows at +260°C, parts cooled to room temperature between cycles

**Moisture Sensitivity Level (MSL)** 1 (unlimited floor life at <30°C / 85% relative humidity)

**Failures in Time (FIT) / Mean Time Between Failures (MTBF)**

38 per billion hours / 26,315,789 hours, calculated per Telcordia SR-332

**PCB washing** Only pure water or alcohol recommended

Part number <sup>1</sup>	Inductance <sup>2</sup> ±20% (µH)	DCR (mOhm)		SRF typ <sup>3</sup> (MHz)	Isat (A) <sup>4</sup>		Irms (A) <sup>5</sup>		Height max (mm)
		typ	max		10% drop	20% drop	20°C rise	40°C rise	
<b>10.5 mm × 11.x mm body size (see next page for 13.2 mm × 14.xmm body size)</b>									
MLC1265-361ML_	0.36	0.93	1.03	234	26.9	42.6	16.5	22.7	6.5
MLC1260-401ML_	0.40	0.93	1.03	228	21.0	35.2	16.3	21.9	6.1
MLC1255-421ML_	0.42	0.93	1.03	219	21.1	34.5	16.8	24.1	5.6
MLC1240-451ML_	0.45	1.73	1.91	198	16.5	24.9	12.8	19.8	4.1
MLC1265-701ML_	0.70	1.24	1.37	134	16.4	27.5	15.2	21.0	6.5
MLC1250-801ML_	0.80	2.35	2.59	151	13.3	21.7	12.4	17.3	5.1
MLC1240-901ML_	0.90	2.57	2.83	108	13.9	22.8	11.9	16.3	4.1
MLC1260-122ML_	1.20	2.38	2.62	93	14.0	23.3	12.3	17.6	6.1
MLC1255-122ML_	1.20	2.38	2.62	85	14.1	22.4	12.4	17.5	5.6
MLC1250-132ML_	1.30	2.38	2.62	76	10.8	17.7	11.7	16.5	5.3
MLC1245-152ML_	1.50	4.08	4.49	79	10.7	17.3	10.3	14.2	4.6
MLC1260-172ML_	1.75	2.84	3.13	72	12.1	19.2	10.9	15.3	6.1
MLC1245-402ML_	4.00	8.18	9.00	46	7.42	11.8	6.9	9.8	4.8

1. When ordering, please specify **termination** and **packaging** codes:

MLC1245-402MLC

**Termination:** L = RoHS compliant tin-silver over copper.

Special order:

T = RoHS tin-silver-copper (95.5/4/0.5) or S = non-RoHS tin-lead (63/37).

**Packaging:** C = 7" machine-ready reel. EIA-481 embossed plastic tape.

B = Less than full reel. In tape, but not machine ready. To have a leader and trailer added (\$25 charge), use code letter C instead.

D = 13" machine-ready reel. EIA-481 embossed plastic tape. Factory order only, not stocked.

2. Inductance measured at 100 kHz, 0.1 Vrms, 0 Adc using a Coilcraft SMD-A fixture in an Agilent/HP 4284A LCR meter.

3. SRF measured using an Agilent/HP4291A impedance analyzer and a Coilcraft 16193 fixture.

4. DC current at which the inductance drops the specified amount from its value without current.

5. Current that causes the specified temperature rise from 25°C ambient.

6. Electrical specifications at 25°C.

Refer to Doc 362 "Soldering Surface Mount Components" before soldering.



[www.coilcraft.com](http://www.coilcraft.com)

**US** +1-847-639-6400 [sales@coilcraft.com](mailto:sales@coilcraft.com)

**UK** +44-1236-730595 [sales@coilcraft-europe.com](mailto:sales@coilcraft-europe.com)

**Taiwan** +886-2-2264 3646 [sales@coilcraft.com.tw](mailto:sales@coilcraft.com.tw)

**China** +86-21-6218 8074 [sales@coilcraft.com.cn](mailto:sales@coilcraft.com.cn)

**Singapore** + 65-6484 8412 [sales@coilcraft.com.sg](mailto:sales@coilcraft.com.sg)

Document 327-1 Revised 04/19/12

© Coilcraft Inc. 2012

This product may not be used in medical of high risk applications without prior Coilcraft approval. Specification subject to change without notice. Please check out web site for latest information.



# Shielded Power Inductors – MLC12xx/15xx Series

Part number <sup>1</sup>	Inductance <sup>2</sup> ±20% (µH)	DCR (mOhm)		SRF typ <sup>3</sup> (MHz)	Isat (A) <sup>4</sup>		Irms (A) <sup>5</sup>		Height max (mm)
		typ	max		10% drop	20% drop	20°C rise	40°C rise	
<b>13.2 mm × 14.x mm body size (see previous page for 10.5 mm × 11.x mm body size)</b>									
MLC1565-451ML_	0.45	0.864	0.951	158	32.8	54.0	18.0	25.6	6.5
MLC1565-501ML_	0.50	0.864	0.951	132	21.3	38.1	18.6	26.9	6.5
MLC1555-551ML_	0.55	1.34	1.48	165	20.8	35.7	16.1	22.3	5.6
MLC1565-801ML_	0.80	1.20	1.32	93	27.4	47.4	17.4	24.6	6.5
MLC1560-901ML_	0.90	1.72	1.90	101	17.8	28.7	14.6	20.6	6.0
MLC1538-102ML_	1.0	3.46	3.81	81	13.6	21.2	11.5	16.7	3.9
MLC1550-102ML_	1.0	1.72	1.90	76	16.1	27.3	13.9	19.7	5.2
MLC1565-142ML_	1.4	2.20	2.42	77	18.9	30.1	13.7	19.9	6.5
MLC1538-152ML_	1.5	4.36	4.80	50	13.4	21.0	10.6	14.6	3.9
MLC1565-202ML_	2.0	3.56	3.82	64	15.2	24.2	11.6	16.3	6.5
MLC1550-252ML_	2.5	3.43	3.74	45	10.9	17.7	11.5	15.8	5.2
MLC1565-282ML_	2.8	4.10	4.51	44	13.7	22.3	10.7	15.2	6.5
MLC1555-302ML_	3.0	4.06	4.47	42	11.1	18.1	10.9	15.6	5.6
MLC1565-372ML_	3.7	3.10	3.40	47	8.13	13.63	12.17	16.58	6.5
MLC1550-452ML_	4.5	7.13	7.85	36	7.12	11.8	8.43	11.7	5.2
MLC1565-472ML_	4.7	4.00	4.40	39	6.23	10.57	10.98	15.57	6.5
MLC1565-602ML_	6.0	5.50	6.05	34	5.60	9.57	9.27	13.62	6.5
MLC1565-732ML_	7.3	7.20	7.92	29	5.10	8.60	8.60	12.01	6.5
MLC1565-922ML_	9.2	9.70	10.60	25	4.57	7.80	7.19	10.18	6.5
MLC1565-113ML_	11.3	10.60	11.60	21	4.07	7.03	6.87	9.46	6.5
MLC1565-133ML_	13.0	12.57	13.75	19	3.93	6.70	6.12	8.65	6.5
MLC1565-153ML_	15.4	16.40	18.00	17	3.43	5.77	5.63	7.75	6.5

1. When ordering, please specify **termination** and **packaging** codes:

**MLC1565-153MLC**

**Termination:** L = RoHS compliant tin-silver over copper.

Special order:

**T** = RoHS tin-silver-copper (95.5/4/0.5)

or **S** = non-RoHS tin-lead (63/37).

**Packaging:** C = 7" machine-ready reel. EIA-481 embossed plastic tape.

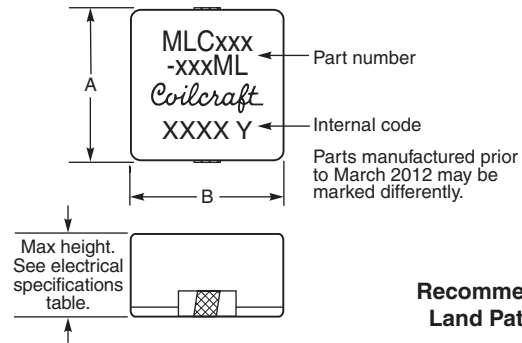
**B** = Less than full reel. In tape, but not machine ready.

To have a leader and trailer added (\$25 charge), use code letter C instead.

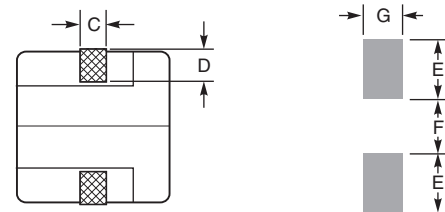
**D** = 13" machine-ready reel. EIA-481 embossed plastic tape. Factory order only, not stocked.

- Inductance measured at 100 kHz, 0.1 Vrms, 0 Adc using a Coilcraft SMD-A fixture in an Agilent/HP 4284A LCR meter.
- SRF measured using an Agilent/HP4291A impedance analyzer and a Coilcraft 16193 fixture.
- DC current at which the inductance drops the specified amount from its value without current.
- Current that causes the specified temperature rise from 25°C ambient.
- Electrical specifications at 25°C.

Refer to Doc 362 "Soldering Surface Mount Components" before soldering.



### Recommended Land Pattern



## Tape and Reel (24 mm wide plastic tape)

	Quantity		Tape thickness (mm)	Pocket spacing (mm)	Pocket depth (mm)
	7" reel	13" reel			
MLC1240	250	900	0,35	16	4,45
MLC1245	200	800	0,35	16	4,95
MLC1250	200	700	0,40	16	5,45
MLC1255	200	700	0,40	16	5,95
MLC1260	175	600	0,40	16	6,50
MLC1265	150	600	0,40	16	6,70
MLC1538	200	800	0,35	20	4,00
MLC1550	150	600	0,40	20	5,45
MLC1555	150	500	0,40	20	5,95
MLC1560	150	500	0,40	20	6,20
MLC1565	125	500	0,40	20	6,50

Body Size	A max	B max	C	D	E	F	G
1240	11.2	10.5	1.8	2.3	4.0	4.0	2.7
1245	11.2	10.5	1.8	2.3	4.0	4.0	2.7
1250	11.2	10.5	1.8	2.3	4.0	4.0	2.7
1255	11.4	10.5	1.8	2.3	4.0	4.0	2.7
1260	11.4	10.5	1.8	2.3	4.0	4.0	2.7
1265	11.4	10.5	1.8	2.3	4.0	4.0	2.7
1538	13.8	13.2	2.4	3.0	5.0	5.4	3.4
1550	13.8	13.2	2.4	3.0	5.0	5.4	3.4
1555	13.8	13.2	2.4	3.0	5.0	5.4	3.4
1560	13.8	13.2	2.4	3.0	5.0	5.4	3.4
1565	14.0	13.2	2.4	3.0	5.0	5.4	3.4

All dimensions are in mm.



www.coilcraft.com

**US** +1-847-639-6400 sales@coilcraft.com  
**UK** +44-1236-730595 sales@coilcraft-europe.com  
**Taiwan** +886-2-2264 3646 sales@coilcraft.com.tw  
**China** +86-21-6218 8074 sales@coilcraft.com.cn  
**Singapore** +65-6484 8412 sales@coilcraft.com.sg

Document 327-2 Revised 04/19/12

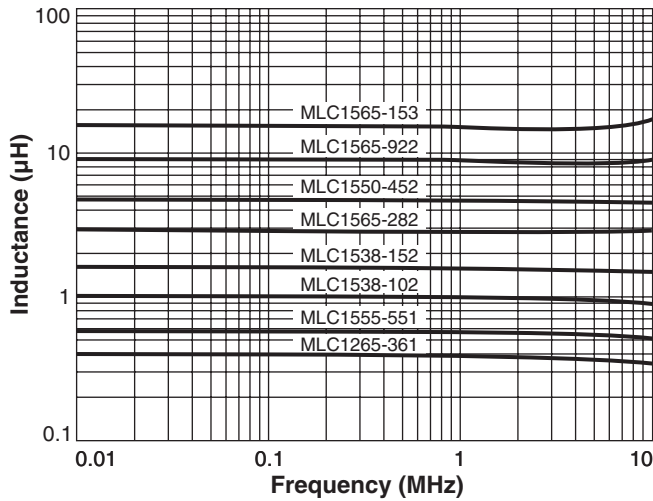
© Coilcraft Inc. 2012

This product may not be used in medical of high risk applications without prior Coilcraft approval. Specification subject to change without notice. Please check out web site for latest information.

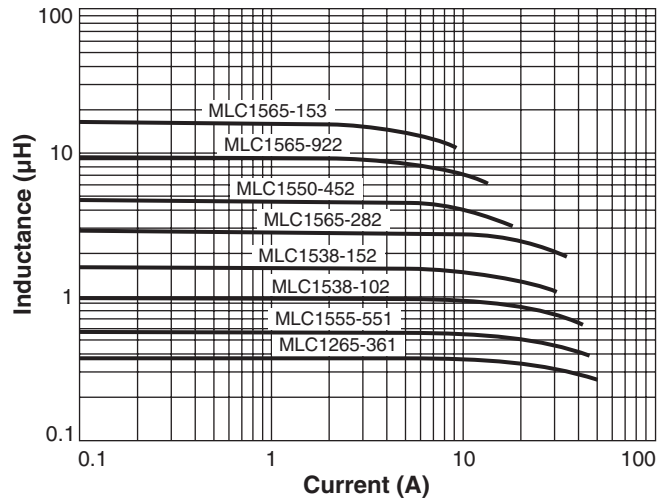


# Shielded Power Inductors – MLC12xx/15xx Series

## Typical L vs Frequency



## Typical L vs Current



Inductance vs current is unaffected by part temperature up to 125°C.

## Temperature Rise vs Current

