

SPECIFICATION

Part No. : **PC30.09.0100A**

Product Name : FR4 Penta-band GSM Antenna
100mm 1.13 coax MMCX(M)RA

Feature : High antenna RF efficiency
RoHS compliant



I. Introduction

PC30 is a custom-designed FR4 quad-band GSM antenna for a tracking device. This RoHS compliant antenna has high RF efficiency with the tracking device to meet PTCRB requirement.

II. Specification (Free Space)


Specifications					
Communication System	Penta-band Cellular				
	AMPS	GSM	DCS	PCS	UMTS
Frequency (MHz)	824 ~ 896	880~960	1710~1880	1850~1990	1710~2170
Average Efficiency	17%	38%	60%	70%	68%
Gain	2dBi				
Impedance	50 Ohm				
Radiation Pattern	Omni-directional				
Polarization	Linear				
PCB	FR4 74.70 x 8.20 x 0.8 mm				
Connector	MMCX(M)RA				
Cable	Ø1.13				
Cable Length	100 mm				
Operation Temperature	-40°C ~ +85°C				
Storage Temperature	-40°C ~ +85°C				

Please note that Cables and Connectors are Customizable, customized solution will have an MOQ

III. Electrical Property

III.1 Test Setup

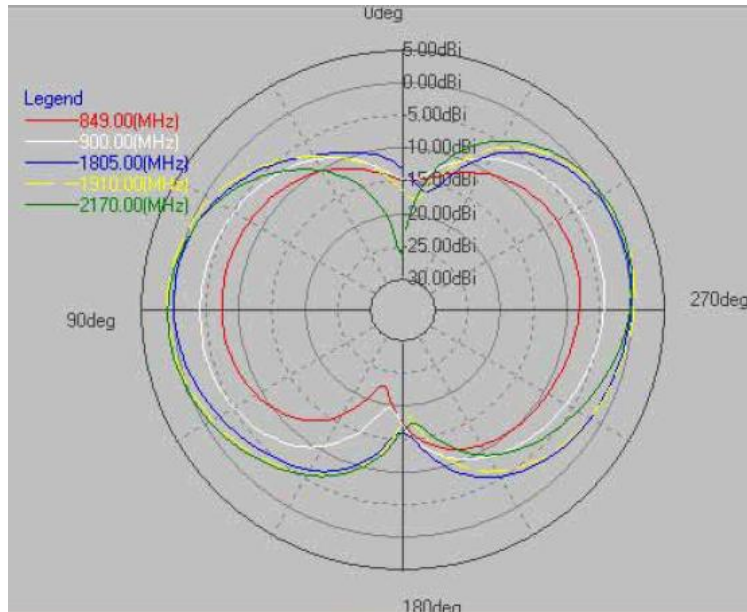
Satimo SG64 3D-chamber is used for radiation and efficiency test. For the free space test, a Styrofoam is used to fix the antenna in the testing set.



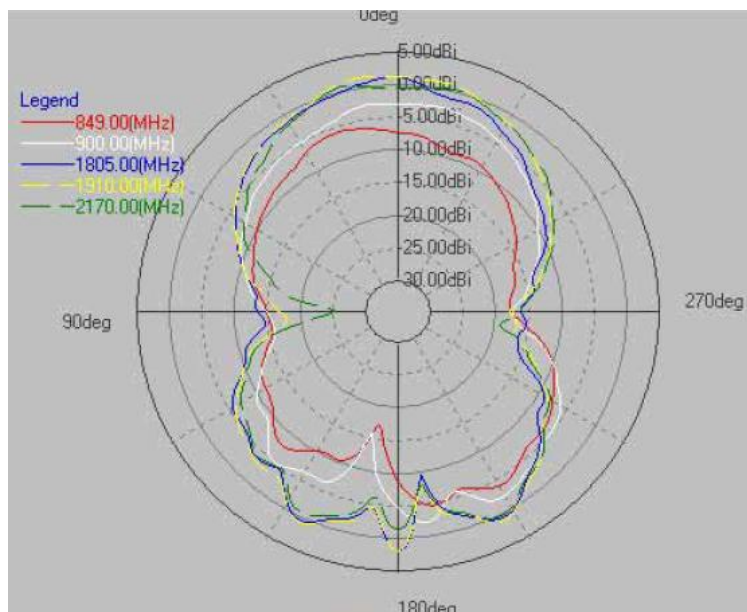
Antenna setup and Satimo SG64 3D-chamber.

III.2 Radiation Pattern

The radiation pattern of PC.30 in free space as the above test setup is --

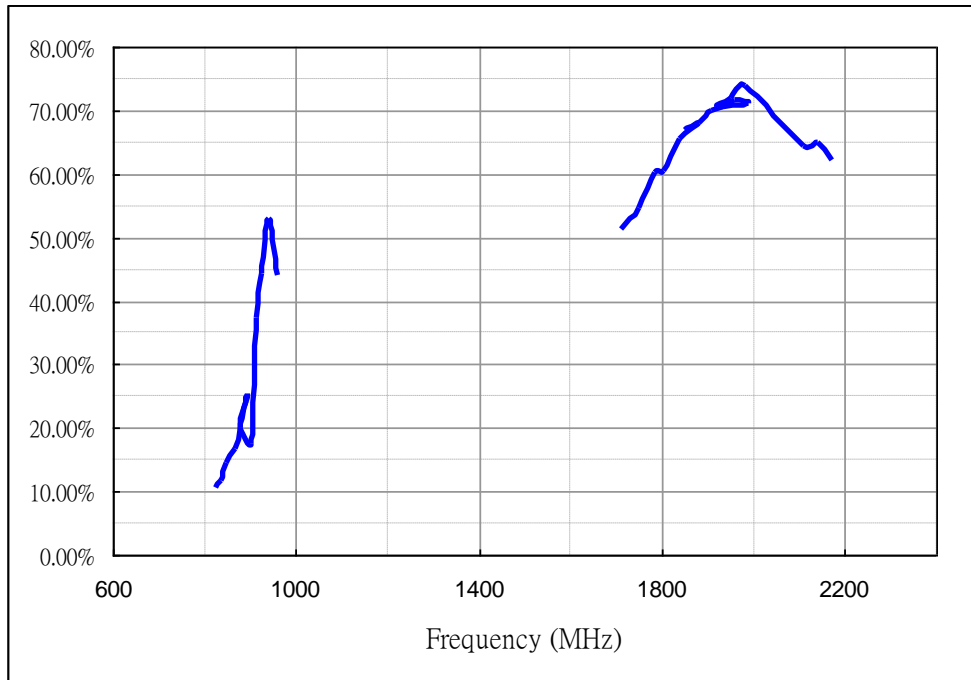


Radiation pattern of x-y plane



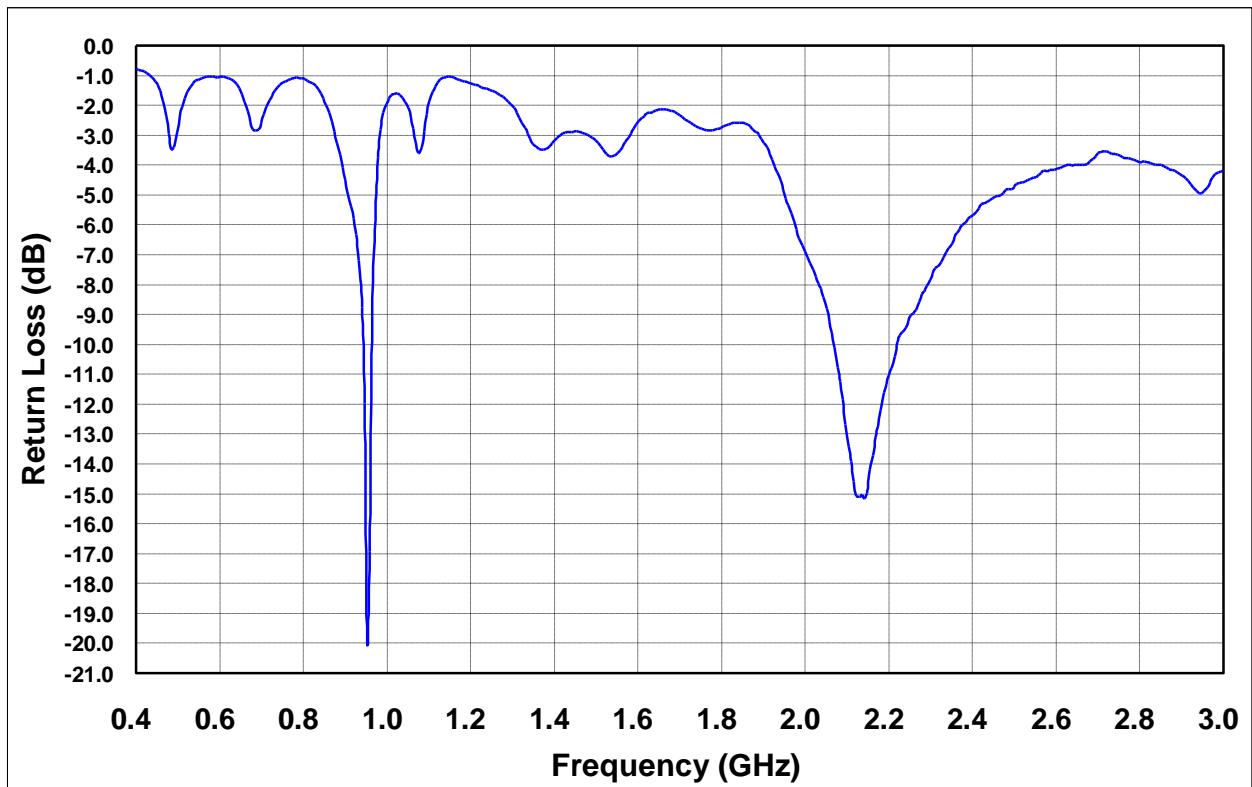
Radiation pattern of x-z plane

III.3 Efficiency



III.4 Return Loss

A piece of Styrofoam is used to hold PC.30 at least 30cm away from any metal surrounding objects. Agilent E5071B Network Analyzer is used for the return loss measurement.



IV. Drawing

