

6

5

4

3

2

1

MATERIAL AND FINISH

Insulator: PBT, glass fiber reinforced, UL 94V-0  
Contact: Brass or Phosphor Bronze, Gold plated (see chart) over Nickel.

MECHANICAL SPECIFICATIONS:

Wire size flat cable for IDC: 28 AWG, 1.27 mm pitch

ELECTRICAL SPECIFICATIONS:

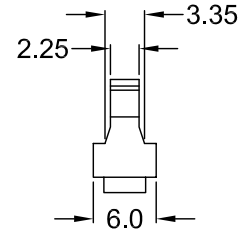
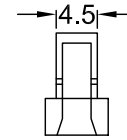
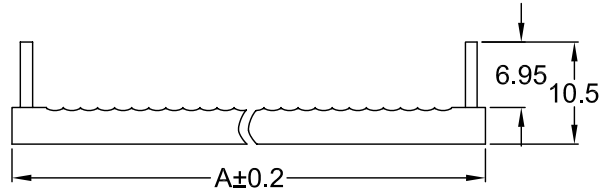
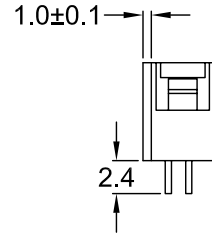
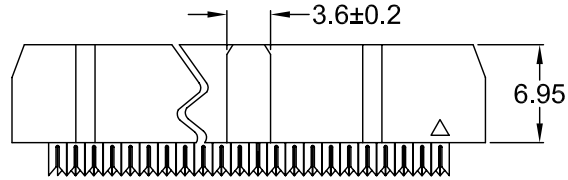
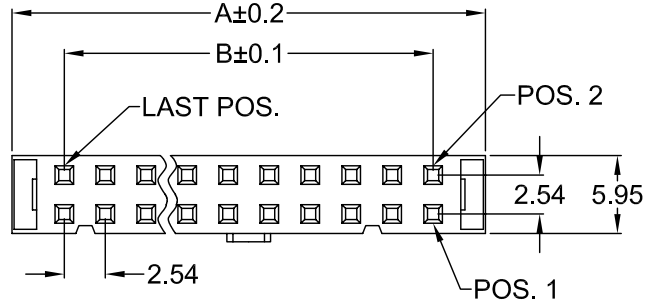
Rated current: 1A  
Rated voltage: 5VDC  
Insulation resistance: 1000 Mohm min @ 500VDC  
Dielectric withstanding voltage: 500VAC for one minute  
Contact resistance: 30 mohm max @6VDC 0.3A

ENVIRONMENTAL:

Operating temperature: -40°C to +105°C

NOTE:

Replace XX in part number with number of positions



No of pos	A	B
6	12.13	5.08
8	14.67	7.62
10	17.21	10.16
12	19.75	12.7
14	22.29	15.24
16	24.83	17.78
20	29.91	22.86
24	34.99	27.94
26	37.53	30.48
30	42.61	35.56
34	47.69	40.64
36	50.43	43.18
40	55.31	48.26
44	60.64	53.34
50	68.01	60.96
56	75.83	68.58
60	80.9	73.66
62	83.4	76.2
64	85.99	78.74

REV	DATE	4/4/02	6/23/04	CHNG	CHK	APPR
	A			TD	PB	PB
	B			PB	TD	PB
				PB	TD	PB

P/N	PLATING
TCSD-0XX-I	GOLD FLASH
TCSD-0XX-I-T	TIN
TCSD-0XX-I-1	5 μ" OF GOLD
TCSD-0XX-I-2	10 μ" OF GOLD
TCSD-0XX-I-3	15 μ" OF GOLD
TCSD-0XX-I-4	30 μ" OF GOLD

TOLERANCE UNLESS OTHERWISE SPECIFIED	
X	± 1
X.X	± 0.4
X.XX	± 0.20
DRAWN BY	BP
DATE:	12/5/00
CHECK BY	TD
DATE:	12/5/00
APPR BY	JJ
DATE:	12/5/00

**Power Dynamics, Inc.**  
Phone: 973 560-0019 Whippany, New Jersey Fax: 973 560-0076

PART: 2.54mm PITCH, IDC PIN RECEPTACLE WITH STRAIN RELIEF

**TCSD-0XX-I-X**

SIZE: A  
SCALE: NTS

ALL DIMENSIONS FOR REFERENCE ONLY  
DIMENSIONS ARE IN MILLIMETERS

SHEET 1 of 1  
REV: B

6

5

4

3

2

1