

REV. AK

TABLE 1

LEAD STYLE	"A"	USE TERMINAL	SEE FIG	BOARD SPACE WHEN MATED WITH SOLC
-02	.2200 [5.588]	T-1M13-01-X-2	1	.2500 [6.350]
-12	.2850 [7.239]	T-1M14-02-X-2	2	.3150 [8.000]
-22	.3637 [9.238]	T-1M14-03-X-2	2	.3937 [10.000]
-32	.4424 [11.237]	T-1M14-04-X-2	2	.4724 [12.000]

DO NOT SCALE FROM THIS PRINT

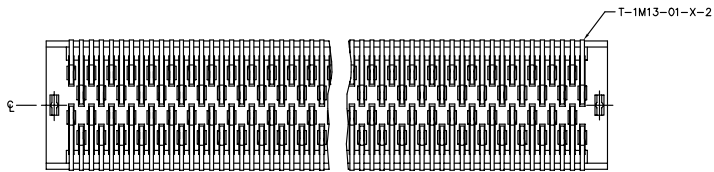
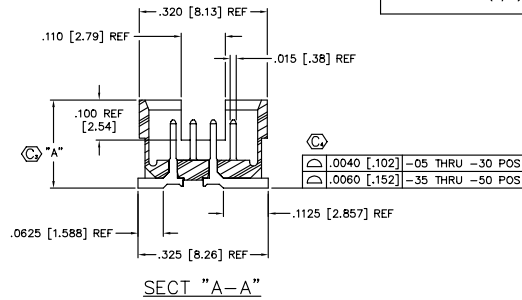
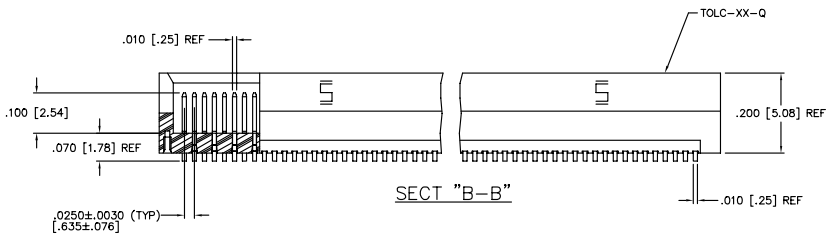
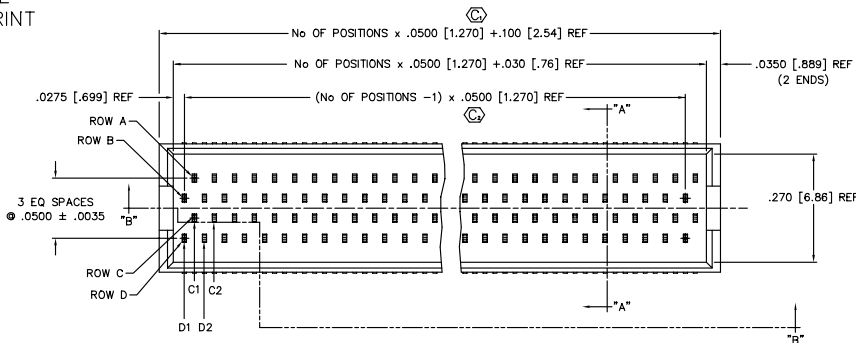
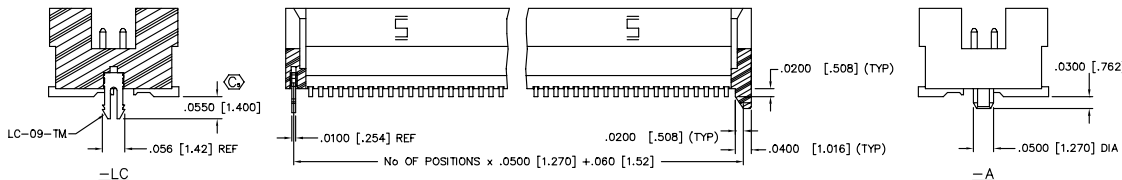


FIG. 1

- NOTES:
1. MINIMUM PUSHOUT FORCE: .5 LB.
 2. PARTS TO BE PACKAGED IN TUBES.
 3. -S PLATING CAN BE SUBSTITUTED FOR -L AND -F PLATING STYLES.
 4. Ⓞ REPRESENTS A CRITICAL DIMENSION.

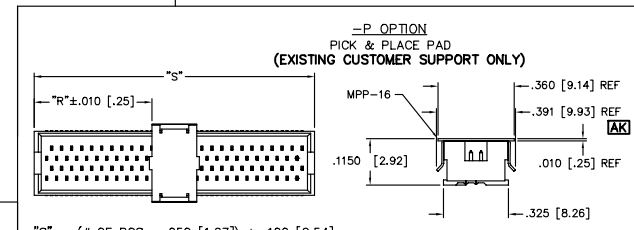
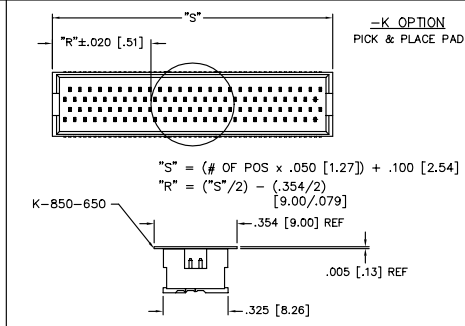
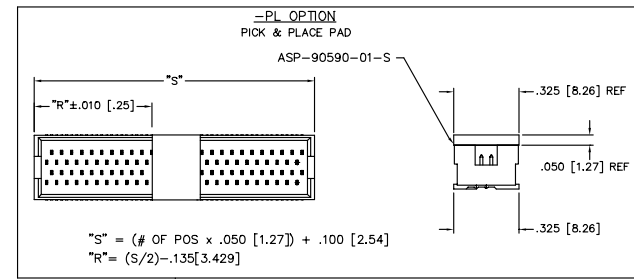
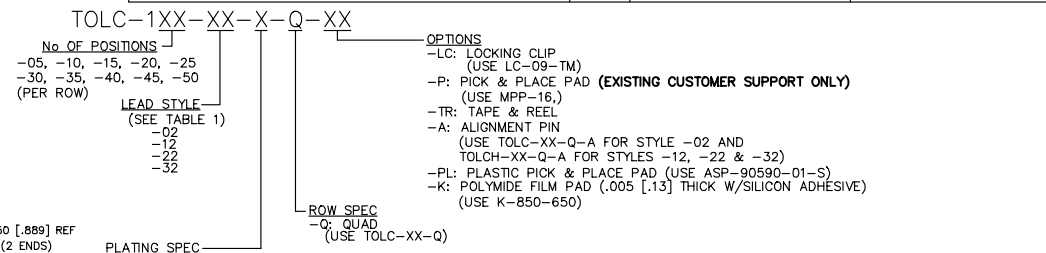
-LC & -A OPTION: LEAD STYLE -02 SHOWN



PROPRIETARY NOTE
THIS DOCUMENT CONTAINS INFORMATION CONFIDENTIAL AND PROPRIETARY TO SAMTEC INC. AND SHALL NOT BE REPRODUCED OR TRANSMITTED TO OTHER DOCUMENTS OR DISCLOSED TO OTHERS OR USED FOR ANY PURPOSE OTHER THAN THAT FOR WHICH IT WAS OBTAINED WITHOUT THE EXPRESSED WRITTEN CONSENT OF SAMTEC INC.

DIMENSIONS ARE IN INCHES UNLESS OTHERWISE NOTED TOLERANCES ARE:
 ONE PLACE DECIMALS ± .1 THREE PLACE DECIMALS ± .005 ANGLES ± 5°
 TWO PLACE DECIMALS ± .01 FOUR PLACE DECIMALS ± .0020

TITLE: QUAD ROW STAGGERED SMT TERMINAL ASSEMBLY
 DWG NO: TOLC-1XX-XX-X-Q-XX
 SHEET 1 OF 2



MATERIAL:
 BODY: LIQUID CRYSTAL POLYMER
 COLOR: BLACK
 TERMINAL: PHOSPHOR BRONZE

MADE BY: D PURVIS 03-18-96

samtec
 EXISPROD/ASSEMBLY/050 TOLC-ASM
 520 PARK EAST BLVD. NEW ALBANY, INDIANA 47150
 PHONE (812) 944-6733 P.O. BOX 1147
 CODE 55322

TOLC-1XX-XX-X-Q-XX
 SHEET 1 OF 2