

FEATURES AND SPECIFICATIONS

Features and Benefits

- Polarized to mating connector
- Staggered footprint prevents solder bridging
- Standard kinked PC tails for retention to PC board

Reference Information

Product Specification: PS-42219
 Packaging: Bag
 UL File No.: E29179
 CSA File No.: LR19980
 Mates With: [42219](#) connectors
 Designed In: Millimeters

Electrical

Voltage: 250V
 Current: 3.0A
 Contact Resistance: 20mΩ max.
 Dielectric Withstanding Voltage: 1000V AC
 Insulation Resistance: 1000 MΩ min.

Mechanical

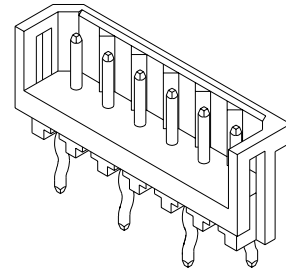
Mating Force: 1.8kg max.
 Unmating Force: 0.15kg min.
 Durability: 25 cycles

Physical

Housing: White Polyester, UL 94V-0
 Contact: Brass .027" diameter
 Plating: Tin
 Operating Temperature: 0 to +75°C

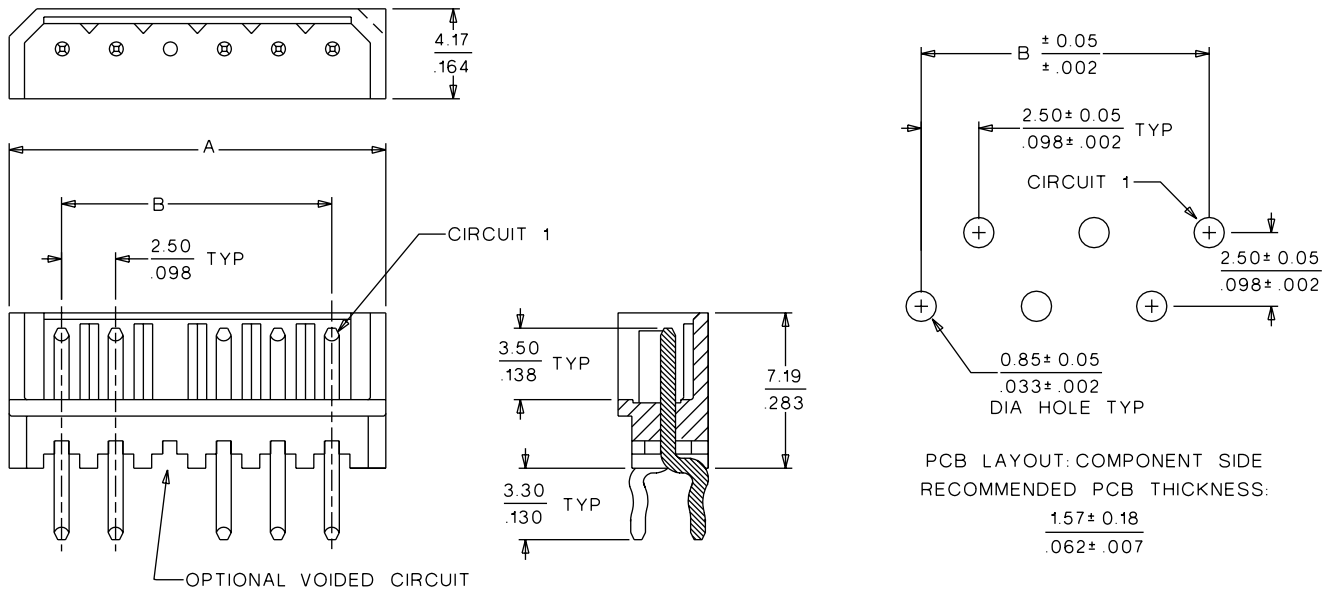
molex® 2.50mm (.098") Pitch SPOX™ Wire-to-Board Header

42249 Shrouded Staggered Footprint



2.00 to 2.50mm (.079 to .098") Pitch

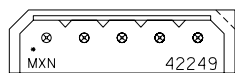
CATALOG DRAWING FOR REFERENCE ONLY



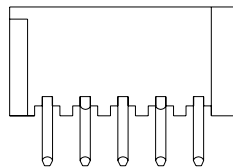
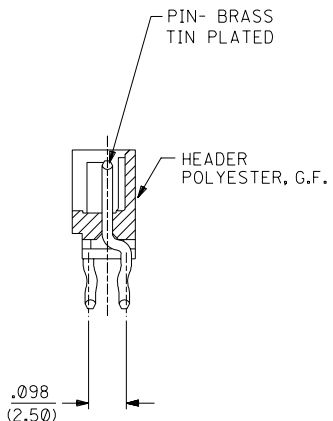
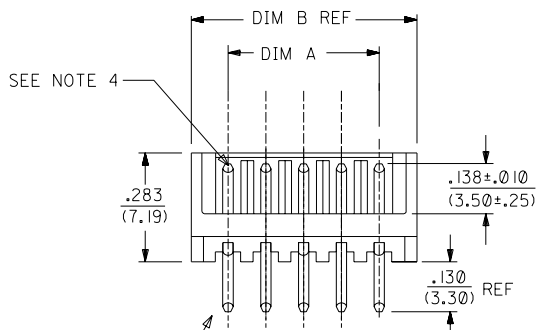
ORDERING INFORMATION AND DIMENSIONS

Circuits	Order No.	Dimension	
		A	B
2	• 22-43-6020	7.40 (.291)	2.50 (.098)
3	• 22-43-6030	9.90 (.390)	5.00 (.197)
4	• 22-43-6040	12.40 (.488)	7.50 (.295)
5	• 22-43-6050	14.90 (.587)	10.00 (.394)
6	• 22-43-6060	17.40 (.685)	12.50 (.492)
7	• 22-43-6070	19.90 (.783)	15.00 (.591)
8	• 22-43-6080	22.40 (.882)	17.50 (.689)
9	• 22-43-6090	24.90 (.980)	20.00 (.787)
10	• 22-43-6100	27.40 (1.079)	22.50 (.886)
11	• 22-43-6110	29.90 (1.177)	25.00 (.984)
12	• 22-43-6120	32.40 (1.276)	27.50 (1.083)
13	• 22-43-6130	24.90 (1.374)	30.00 (1.181)
14	• 22-43-6140	37.40 (1.472)	32.50 (1.280)
15	• 22-43-6150	39.90 (1.571)	35.00 (1.378)

• US Standard Product, available through Molex franchised distributors

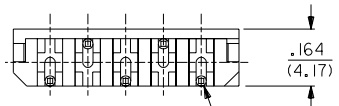


SQUARE CORNER IS CKT 1 IDENTIFIER



NO. OF CKTS.	KINK LOC.	DIM A (MM)	DIM B (MM)
2	ALL PINS	(2.50)	(7.42)
3	ALL PINS	(5.00)	(9.92)
4	ALL PINS	(7.50)	(12.42)
5	ALL PINS	(10.00)	(14.92)
6	ALL PINS	(12.50)	(17.40)
7	ALL PINS	(15.00)	(19.90)
8	ALL PINS	(17.50)	(22.40)
9	ALL PINS	(20.00)	(24.90)
10	ALL PINS	(22.50)	(27.40)
11	ALL PINS	(25.00)	(29.90)
12	ALL PINS	(27.50)	(32.40)
13	ALL PINS	(30.00)	(34.90)
14	ALL PINS	(32.50)	(37.40)
15	ALL PINS	(35.00)	(39.90)

SEE NOTE 4



CIRCUIT 1

NOTES:

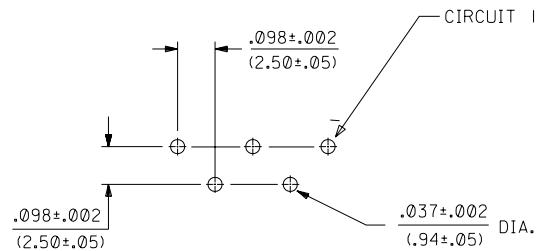
1. FOR PRODUCT SPECS. SEE PS-42219-0001.
2. ANY VOID COMBINATION LEAVING PINS IN ONE ROW ONLY IS NOT AN AVAILABLE OPTION. THE RESULT WOULD BE MINIMAL BOARD RETENTION.

A-42249-N*-*

NO. OF CKTS. VOID LOCATION

COLOR OPTION

LETTER	COLOR
A	WHITE
B	BLUE
C	BROWN
D	RED
E	ORANGE
F	YELLOW
G	GREEN
H	GREY



PCB HOLE LAYOUT: COMPONENT SIDE
RECOMMENDED PCB THICKNESS: .062 (1.57)

R2	REVISE NOTE UCP2003-2370 5/9/2003 SCHAFFER
R1	UPDATE PER ON UCP2003-165 1/16/2003 SAMIEC
R	ADD COLORS UCR2001-0016 7-10-00 SAMIEC
Q	REV TOL EC U81006 97-10-14 SAMIEC
P23	ADD/REL 6A-2 4D-3 EC U70049 SAMIEC 96/07/16
P22	UPDATE PICTURE ECR U61468 5-23-96 SAMIEC

3	R
2	R
1	R2

DIMENSIONS SHOWN (METRIC) INCH
UNLESS OTHERWISE SPECIFIED
TOLERANCES: ANGULAR ± 1/2°

	INCH	METRIC
3 PLACE	± .010	---
2 PLACE	± .015	± 0.25
1 PLACE	---	± 0.38

DRAFT WHERE APPLICABLE MUST REMAIN WITHIN DIMENSIONS

DRWG. RE BY: LENZ
CHK'D. BY: WRL
SCALE: 4 : 1

THIS DRAWING CONTAINS INFORMATION THAT IS PROPRIETARY TO MOLEX INC. AND SHOULD NOT BE USED WITHOUT WRITTEN PERMISSION

MOLEX INCORPORATED
LITSE, ILL. 60532 U.S.A.

SHEET NO. 1 OF 3
DATE 12 / 17 / 88

TITLE: 2.5 MM HEADER ASSEMBLY (STAGGERED PINS)

PART NO. SEE CHART
DRWG. NO. SDA-42249-*

13			12			11			10			9			8			7			6			42249			4			3			2			1																																												
A-42249-NA-* (WHITE)									A-42249-NB-* (BLUE)									A-42249-NC-* (BROWN)									A-42249-ND-* (RED)																																																					
PART NO.			ENG. NO(SUFFIX ONLY)			VOID CKT.			PART NO.			ENG. NO(SUFFIX ONLY)			VOID CKT.			PART NO.			ENG. NO(SUFFIX ONLY)			VOID CKT.			PART NO.			ENG. NO(SUFFIX ONLY)			VOID CKT.																																															
22-43-6020			A-42249-2A						22-44-7026			A-42249-2B						22-44-7025			A-42249-2C						22-44-7022			A-42249-2D																																																		
22-43-6030			A-42249-3A						22-44-7036			A-42249-3B						22-44-7035			A-42249-3C						22-44-7032			A-42249-3D																																																		
22-43-6040			A-42249-4A						22-44-7046			A-42249-4B						22-44-7045			A-42249-4C						22-44-7042			A-42249-4D																																																		
22-43-6050			A-42249-5A						22-44-7056			A-42249-5B						22-44-7055			A-42249-5C						22-44-7052			A-42249-5D																																																		
22-43-6060			A-42249-6A						22-44-7066			A-42249-6B						22-44-7065			A-42249-6C						22-44-7062			A-42249-6D																																																		
22-43-6070			A-42249-7A						22-44-7076			A-42249-7B						22-44-7075			A-42249-7C						22-44-7072			A-42249-7D																																																		
22-43-6080			A-42249-8A						22-44-7086			A-42249-8B						22-44-7085			A-42249-8C						22-44-7082			A-42249-8D																																																		
22-43-6090			A-42249-9A						22-44-7096			A-42249-9B						22-44-7095			A-42249-9C						22-44-7092			A-42249-9D																																																		
22-43-6100			A-42249-10A						22-44-7106			A-42249-10B						22-44-7105			A-42249-10C						22-44-7102			A-42249-10D																																																		
22-43-6110			A-42249-11A						22-44-7116			A-42249-11B						22-44-7115			A-42249-11C						22-44-7112			A-42249-11D																																																		
22-43-6120			A-42249-12A						22-44-7126			A-42249-12B						22-44-7125			A-42249-12C						22-44-7122			A-42249-12D																																																		
22-43-6130			A-42249-13A						22-44-7136			A-42249-13B						22-44-7135			A-42249-13C						22-44-7132			A-42249-13D																																																		
22-43-6140			A-42249-14A						22-44-7146			A-42249-14B						22-44-7145			A-42249-14C						22-44-7142			A-42249-14D																																																		
22-43-6150			A-42249-15A						22-44-7156			A-42249-15B						22-44-7155			A-42249-15C						22-44-7152			A-42249-15D																																																		
22-43-6041			A-42249-4A-2			2																					22-44-7049			A-42249-4D-2			2																																															
22-43-6042			A-42249-4A-3			3																					022-44-7048			A-42249-04D-3			3																																															
22-43-6063			A-42249-6A-51			3, 5																																																																										
22-43-6064			A-42249-6A-52			2, 4																																																																										
22-43-6032			A-42249-3A-3			3																																																																										
022-43-6073			A-42249-07A-51			2,5																																																																										
022-43-6072			A-42249-07A-3			3																																																																										
022-43-6074			A-42249-07A-5			5																																																																										
022-43-6075			A-42249-07A-52			3,6																																																																										
022-43-6061			A-42249-06A-5			5																																																																										
022-43-6065			A-42249-06A-2			2																																																																										
B									C									D									E									F									G									H									I									J								
COLUMN NO. 1			CON'T. IN COLUMN NO.			SHEET NO.			COLUMN NO. 2			CON'T. IN COLUMN NO.			SHEET NO.			COLUMN NO. 3			CON'T. IN COLUMN NO.			SHEET NO.			COLUMN NO. 4			CON'T. IN COLUMN NO.			SHEET NO.																																															
SEE SHEET 1			P17			SEE SHEET 1			SEE SHEET 1			P16			SEE SHEET 1			SEE SHEET 1			P15			SEE SHEET 1			SEE SHEET 1			P14			SEE SHEET 1																																															
SEE SHEET 1			P13			SEE SHEET 1			SEE SHEET 1			P11			SEE SHEET 1			SEE SHEET 1			P10			SEE SHEET 1			SEE SHEET 1			P9			SEE SHEET 1																																															
LTR.			REVISIONS			LTR.			REVISIONS			LTR.			REVISIONS			LTR.			REVISIONS			LTR.			REVISIONS			LTR.			REVISIONS																																															

DIMENSIONS SHOWN (METRIC) INCH UNLESS OTHERWISE SPECIFIED TOLERANCES ANGLES ARE 1/2°			
3 PLACE	±.005	---	
2 PLACE	±.01	±0.13	
1 PLACE	---	±0.25	
DRAFT WHERE APPLICABLE MUST REMAIN WITHIN DIMENSIONS			
DRWG. BY	JWS	CHK'D BY	EDDLEY
APP'D BY	LENZ	SCALE	1:1

▽ = 0 ▼ = 0				REVISE ONLY ON CAD SYSTEM																			
TITLE																							
2.5MM HEADER ASSEMBLY STAGGERED PINS																							
<table border="1"> <tr> <td colspan="2">MOLEX INCORPORATED</td> <td colspan="2">SHEET NO. 2</td> <td colspan="2">DATE 06.01/90</td> <td colspan="2">U.S.A.</td> </tr> <tr> <td colspan="2">L1SLEJLL</td> <td colspan="2">60532</td> <td colspan="2">JWS</td> <td colspan="2">EDDLEY</td> </tr> </table>								MOLEX INCORPORATED		SHEET NO. 2		DATE 06.01/90		U.S.A.		L1SLEJLL		60532		JWS		EDDLEY	
MOLEX INCORPORATED		SHEET NO. 2		DATE 06.01/90		U.S.A.																	
L1SLEJLL		60532		JWS		EDDLEY																	
PART NO. SEE CHART				DRWG. NO. SDA-42249-*																			
FILE NAME		THIS DRAWING CONTAINS INFORMATION THAT IS PROPRIETARY TO MOLEX INC. AND SHOULD NOT BE USED WITHOUT WRITTEN PERMISSION		DWG. NO.		SIZE																	
S42249X2		KK		C		C																	

42249