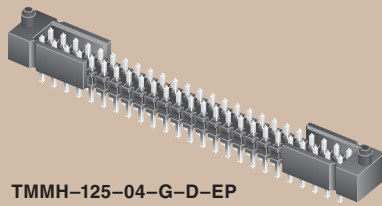





(2,00mm) .0787"

TMMH SERIES



TMMH-125-04-G-D-EP



TMMH-116-04-T-6

FLEXIBLE THROUGH-HOLE HEADER

SPECIFICATIONS

For complete specifications see www.samtec.com?TMMH

Insulator Material:
Black Liquid Crystal Polymer



Terminal Material:
Phosphor Bronze

Plating:

Sn or Au over 50µ" (1,27µm) Ni

Operating Temp Range:

-55°C to +105°C with Tin;

-55°C to +125°C with Gold

Voltage Rating:

500 VAC mated with SQW

RoHS Compliant:

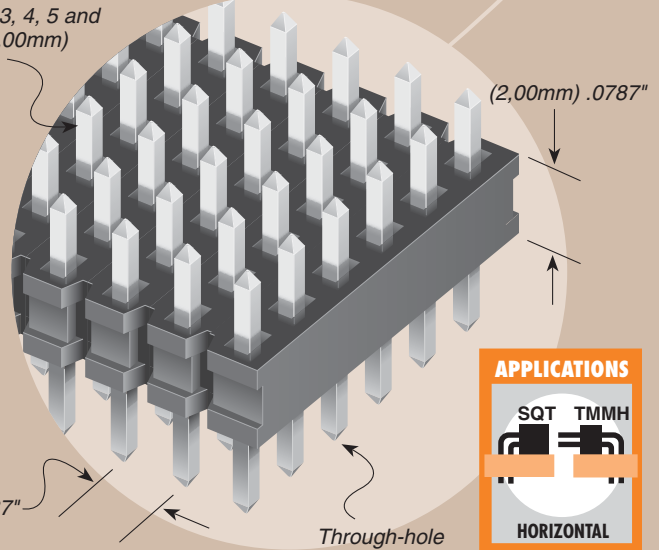
Yes

Mates with:
CLT, SQT, SQW,
ESQT, TLE, SMM,
MMS, TCSD

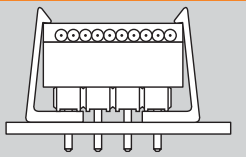


10 Year Mixed Flowing Gas (MFG)
Call Samtec for maximum cycles mated with CLT

Choice of 2, 3, 4, 5 and 6 rows on (2,00mm) .0787" pitch



APPLICATION



Retention Clip Option (-RC)

APPLICATIONS



CURRENT RATING		
AMBIENT TEMP	Mated with	
	ESQT	SQW
20°C	5.8A	5A
40°C	5.1A	4.6A
60°C	4.5A	4A
95°C	2.9A	2.6A

6 POSITIONS (2x3) POWERED

Processing:

Max Processing Temp:

230°C for 60 seconds, or

260°C for 20 seconds 3x

Lead-Free Solderable:

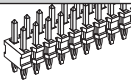
Yes

Note: Some lengths, styles and options are non-standard, non-returnable.

Also Available

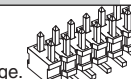
Press Fit

See PTT Series.



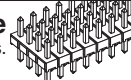
Surface Mount

See previous page.



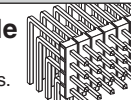
Low Profile

See TMM Series.



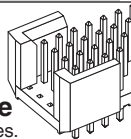
Right Angle Four Row

See TMM Series.



Shrouded Four Row Vertical & Right Angle

See TMMS Series.



Paste In Hole (PIH) processing. Contact Samtec ASP Group.

TMMH

1

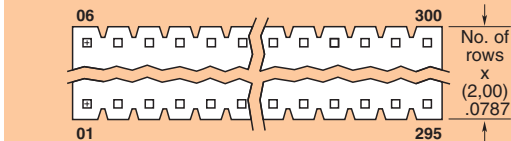
NO. PINS PER ROW

LEAD STYLE

PLATING OPTION

03 thru 50

Specify LEAD STYLE from chart

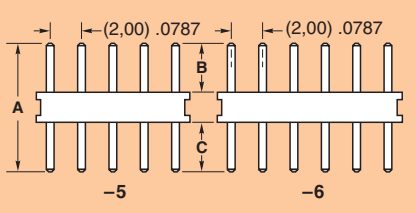
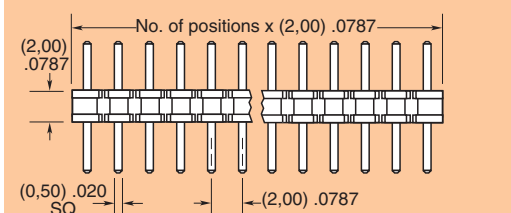
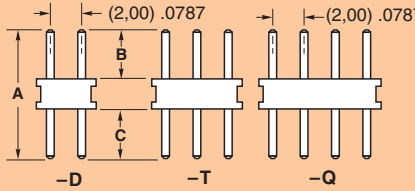
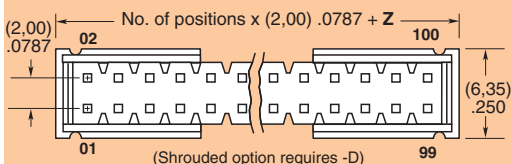


OPTION	Z
-ES	(2,92) .115
-EC	(4,70) .185
-EP & -EPC	(6,10) .240
-EL & -EBC	(4,45) .175

LEAD STYLE	A	B	C
-01	(7,67) .302	(3,20) .126	(2,46) .097
-04	(6,45) .255	(1,91) .075	(2,57) .101
-05	(5,94) .234	(1,65) .065	(2,29) .090
-06	(8,74) .344	(3,20) .126	(3,53) .139

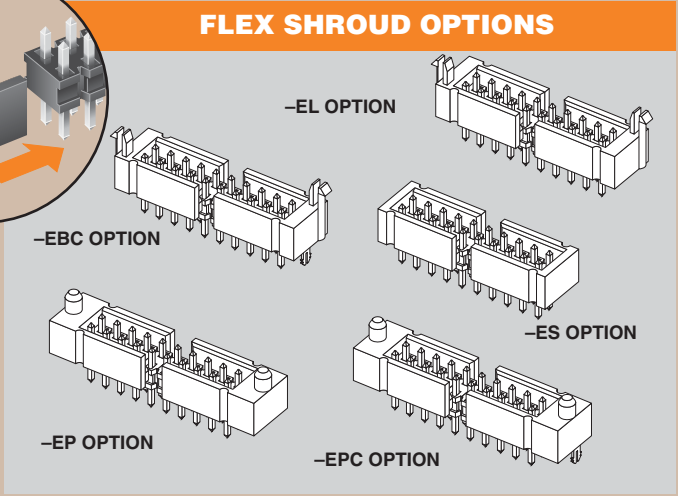
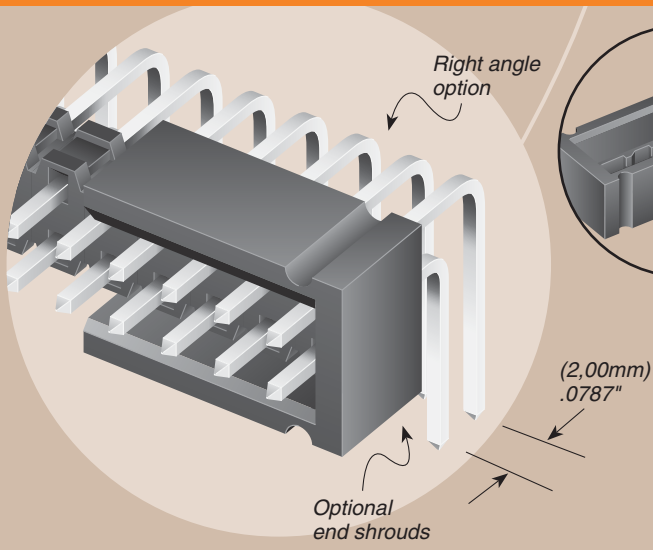
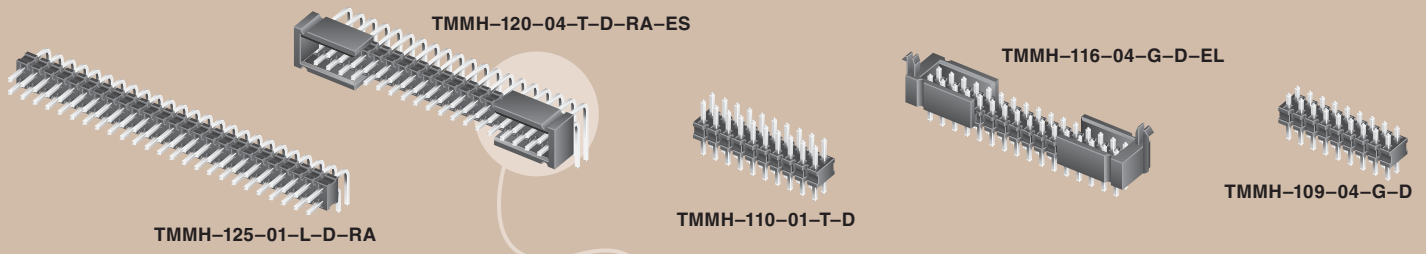
- F = Gold flash on contact area, Matte Tin on tail
- L = 10µ" (0,25µm) Gold on contact area, Matte Tin on tail
- G = 20µ" (0,51µm) Gold on contact area, Gold flash on tail
- T = Matte Tin

Note: Other Gold plating options available. Contact Samtec.



Due to technical progress, all designs, specifications and components are subject to change without notice.

WWW.SAMTEC.COM



ROW OPTION

- D = Double Row (Required for Flex Shroud option)
- T = Triple Row
- Q = Four Row
- 5 = Five Row
- 6 = Six Row

TAIL OPTION

-RA = Right Angle
(Double & Triple Row only)
(-ES, -EP, -EL Double Row only)
(-EC, -EBC and -EPC not available)
(-06 Lead style not available)

-D-RA
-T-RA (Lead style -01 only)

FLEX SHROUD OPTIONS

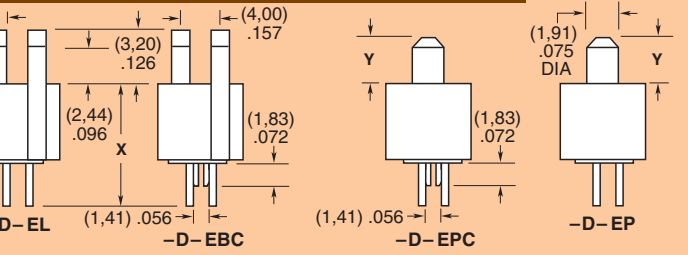
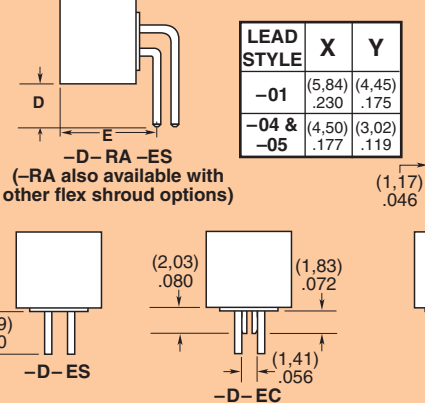
Flex Shroud requires -D row & 9 pins/row minimum (For board-to-board interfaces. Will not mate with TCSD)

- ES = End Shroud
- EC = End Shroud with Locking Clip
- EP = End Shroud with Guide Post
- EL = End Shroud with Board Lock (Boards are positively locked and cannot be unmated)
- EBC = End Shroud with Board Lock and Locking Clip (Boards are positively locked and cannot be unmated)
- EPC = End Shroud with Guide Post and Locking Clip

OTHER OPTIONS

- “XXX” = Polarized Position Specify position of omitted pin
- RC = Retention Clip (Mates to TCSD) (Double row only, minimum position 4 and available only -06 lead style)

LEAD STYLE	D	E
-01	(2,34) .092	(6,60) .260
-04	(2,62) .103	(5,26) .207
-05	(3,12) .123	(5,26) .207



Due to technical progress, all designs, specifications and components are subject to change without notice.

WWW.SAMTEC.COM