

2SC5619

FOR HIGH FREQUENCY AMPLIFY APPLICATION
SILICON NPN EPITAXIAL TYPE

DESCRIPTION

2SC5619 is a super mini package resin sealed silicon NPN epitaxial transistor.

It is designed for high frequency voltage application.

FEATURE

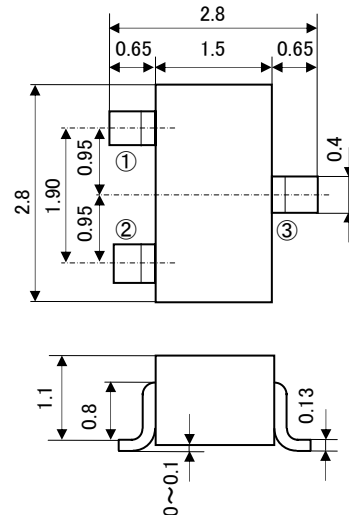
- High gain bandwidth product. $f_T=4.5\text{GHz}$
- High gain, low noise.
- Can operate at low voltage.
- Super mini package for easy mounting.

APPLICATION

For TV tuners, High frequency voltage amplifier,
Cellular phone system

OUTLINE DRAWING

Unit: mm



TERMINAL CONNECTOR

- ①: BASE
- ②: EMITTER
- ③: COLLECTOR

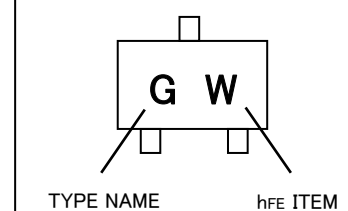
JEITA: SC-59

JEDEC: Similar to TO-236

MAXIMUM RATINGS ($T_a=25^\circ\text{C}$)

Symbol	Parameter	Ratings	Unit
VCBO	Collector to Base voltage	20	V
VCEO	Collector to Emitter voltage	12	V
VEBO	Emitter to Base voltage	3	V
IC	Collector current	50	mA
PC	Collector dissipation	150	mW
T _j	Junction temperature	+150	°C
T _{stg}	Storage temperature	-55~+150	°C

MARKING



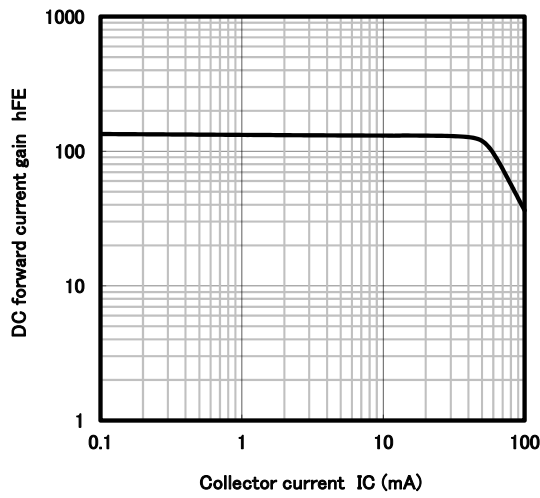
ELECTRICAL CHARACTERISTICS ($T_a=25^\circ\text{C}$)

Symbol	Parameter	Test conditions	Limits			Unit
			Min	Typ	Max	
ICBO	Collector cut off current	VCB=10V, IE=0mA	-	-	0.5	μA
IEBO	Emitter cut off current	VEB=1V, IC=0mA	-	-	1.0	μA
hFE	DC forward current gain	VCE=5V, IC=20mA	50	-	250	-
f _T	Gain bandwidth product	VCE=5V, IE=20mA	-	4.5	-	GHz
Cob	Collector output capacitance	VCB=5V, IE=0mA, f=1MHz	-	1.0	-	pF
S ₂₁ ²	Insertion power gain	VCE=5V, IC=20mA, f=1GHz	7.5	9.0	-	dB
NF	Noise figure	VCE=5V, IC=5mA, f=1GHz	-	1.5	-	dB

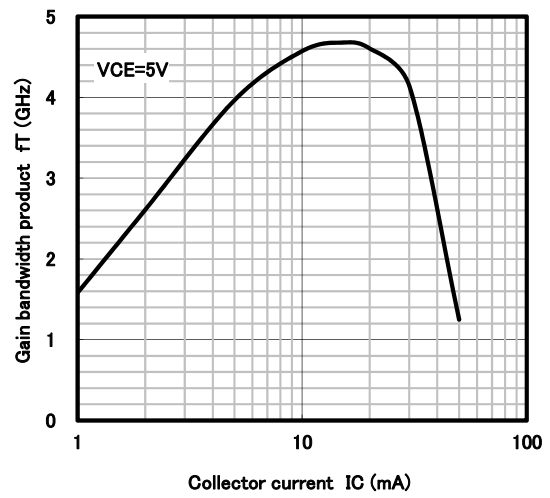
2SC5619

FOR HIGH FREQUENCY AMPLIFY APPLICATION
SILICON NPN EPITAXIAL TYPE

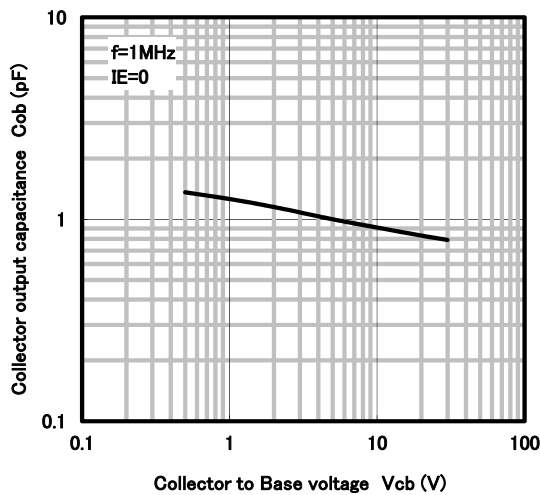
hFE - IC



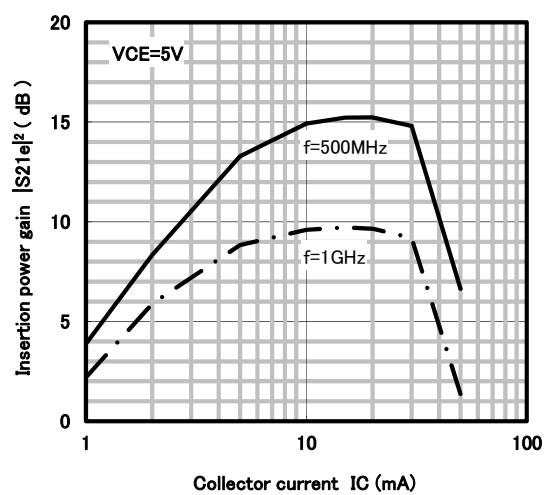
fT - IC



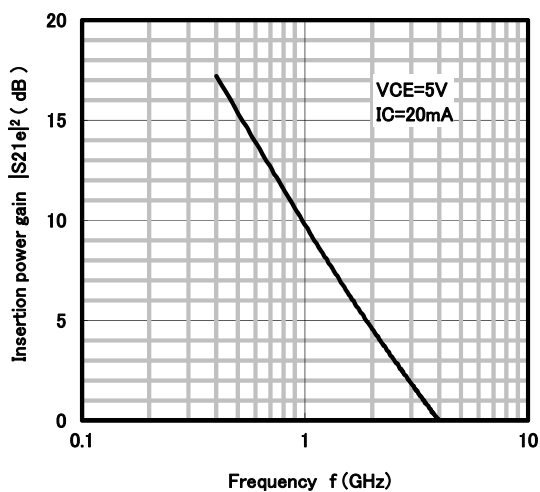
Cob - Vcb



|S21e|² - IC



|S21e|² - f

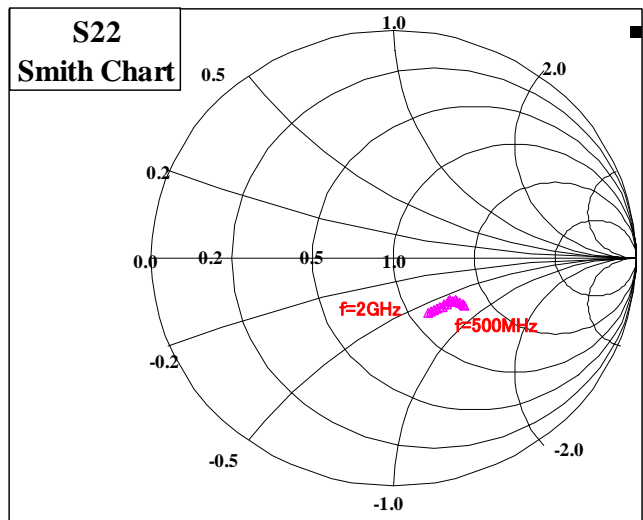
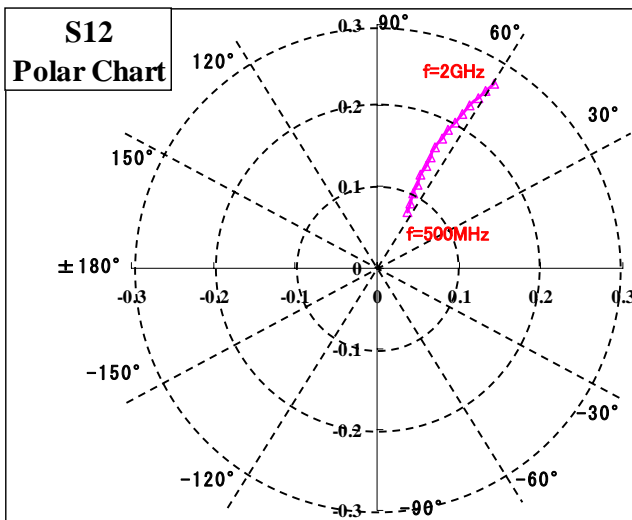
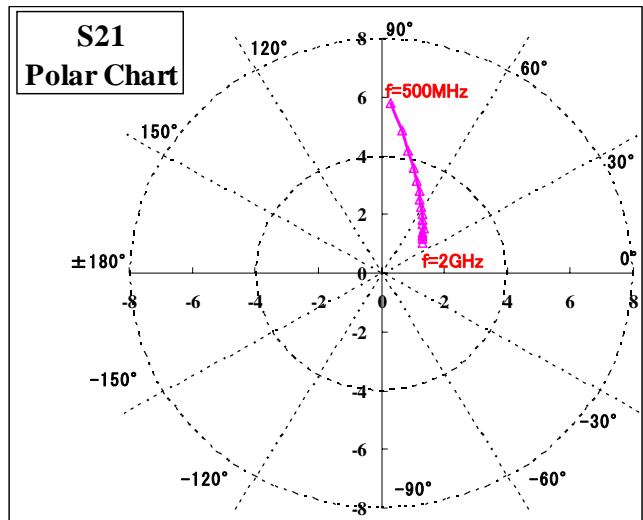
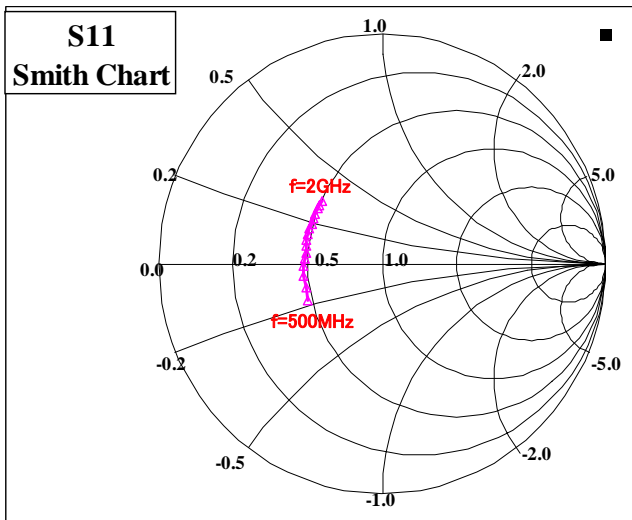


2SC5619

FOR HIGH FREQUENCY AMPLIFY APPLICATION
SILICON NPN EPITAXIAL TYPE

VCE=5V/IC=20mA

Frequency (MHz)	S11		S21		S12		S22	
	Mag	Ang(deg)	Mag	Ang(deg)	Mag	Ang(deg)	Mag	Ang(deg)
500	0.367	-154.0	5.781	86.8	0.078	62.1	0.357	-35.8
600	0.355	-163.0	4.888	82.1	0.090	63.1	0.349	-35.5
700	0.355	-171.0	4.241	78.2	0.102	63.9	0.337	-35.8
800	0.352	-178.1	3.734	74.0	0.113	64.4	0.321	-36.1
900	0.348	176.8	3.348	70.3	0.126	64.8	0.314	-35.9
1000	0.343	171.7	3.037	66.8	0.139	64.4	0.311	-38.2
1100	0.349	167.0	2.785	63.7	0.151	64.3	0.298	-38.4
1200	0.354	162.8	2.583	60.7	0.164	64.2	0.296	-40.1
1300	0.358	159.1	2.415	57.3	0.178	63.7	0.299	-42.2
1400	0.358	154.8	2.265	54.2	0.190	63.0	0.294	-44.0
1500	0.359	150.9	2.132	51.7	0.203	62.2	0.294	-46.5
1600	0.366	147.6	2.020	48.8	0.217	61.4	0.289	-48.7
1700	0.370	144.7	1.910	46.5	0.229	60.6	0.284	-51.4
1800	0.376	140.7	1.832	43.6	0.243	59.6	0.281	-53.8
1900	0.381	138.1	1.750	41.4	0.255	58.8	0.280	-56.6
2000	0.384	134.8	1.678	38.7	0.268	57.8	0.277	-59.2





6-41 Tsukuba, Isahaya, Nagasaki, 854-0065 Japan

Keep safety first in your circuit designs!

•ISAHAYA Electronics Corporation puts the maximum effort into making semiconductor products better and more reliable, but there is always the possibility that trouble may occur with them. Trouble with semiconductors may lead to personal injury, fire or property damage. Remember to give due consideration to safety when making your circuit designs, with appropriate measures such as (1) placement of substitutive, auxiliary, (2) use of non-flammable material or (3) prevention against any malfunction or mishap.

Notes regarding these materials

- These materials are intended as a reference to our customers in the selection of the ISAHAYA products best suited to the customer's application; they don't convey any license under any intellectual property rights, or any other rights, belonging ISAHAYA or third party.
- ISAHAYA Electronics Corporation assumes no responsibility for any damage, or infringement of any third party's rights, originating in the use of any product data, diagrams, charts or circuit application examples contained in these materials.
- All information contained in these materials, including product data, diagrams and charts, represent information on products at the time of publication of these materials, and are subject to change by ISAHAYA Electronics Corporation without notice due to product improvements or other reasons. It is therefore recommended that customers contact ISAHAYA Electronics Corporation or an authorized ISAHAYA products distributor for the latest product information before purchasing product listed herein.
- ISAHAYA Electronics Corporation products are not designed or manufactured for use in a device or system that is used under circumstances in which human life is potentially at stake. Please contact ISAHAYA electronics corporation or an authorized ISAHAYA products distributor when considering the use of a product contained herein for any specific purposes, such as apparatus or systems for transportation, vehicular, medical, aerospace, nuclear, or undersea repeater use.
- The prior written approval of ISAHAYA Electronics Corporation is necessary to reprint or reproduce in whole or in part these materials.
- If these products or technologies are subject to the Japanese export control restrictions, they must be exported under a license from the Japanese government and cannot be imported into a country other than the approved destination. Any diversion or re-export contrary to the export control laws and regulations of Japan and/or the country of destination is prohibited.
- Please contact ISAHAYA Electronics Corporation or authorized ISAHAYA products distributor for further details on these materials or the products contained therein.