

Fig. 1

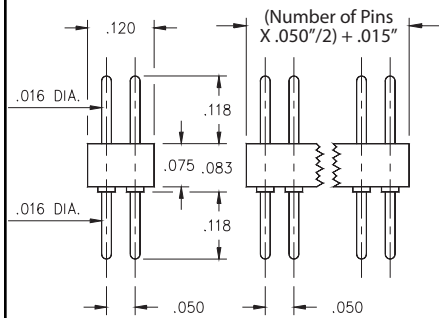


Fig. 2

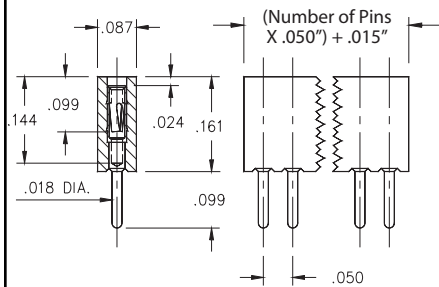


Fig. 3

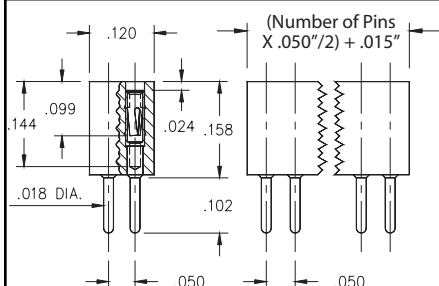


Fig. 4

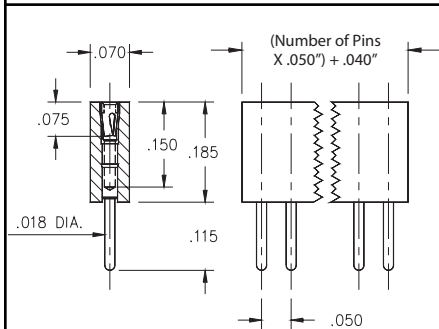



Fig. 5

- Series 850 single and double row interconnects have .050" pin spacing and permit board stacking as low as .248".
- Pin headers have .016" dia. pins. (MM# 4006-0 see page 166 for details).
- MM# 0489-0 and 0467 receptacles use M-M#11 Hi-Rel, 3-finger beryllium copper contacts rated at 3 amps. (#11 contact accepts pin diameters from .015-.020)
- Insulators are high temp. thermo-plastic, suitable for all soldering operations.



Ordering Information

Fig. 1	Single Row	.087" Profile Pin Header
	850-XX-0__-10-001000 Specify # of pins → 01-50	
Fig. 2	Double Row	.075" Profile Pin Header
	852-XX-__-10-001000 Specify # of pins → 002-100	



XX= Plating Code See Below

SPECIFY PLATING CODE XX=	10 ◊	90	40 ◊	
Pin Plating	10μ" Au	200μ" Sn/Pb	200μ" Sn	

Fig. 3	Single Row	.161" Profile Socket
	851-XX-0__-10-001000 Specify # of pins → 01-50	
Fig. 4	Double Row	.161" Profile Socket
	853-XX-__-10-001000 Specify # of pins → 002-100	
Fig. 5	Single Row	.185" Profile Socket
	851-XX-0__-10-002000 Specify # of pins → 01-77	



XX= Plating Code See Below

SPECIFY PLATING CODE XX=	13 ◊	93	99	43 ◊	44 ◊
Sleeve (Pin)	10μ" Au	200μ" Sn/Pb	200μ" Sn/Pb	200μ" Sn	200μ" Sn
Contact (Clip)	30μ" Au	30μ" Au	200μ" Sn/Pb	30μ" Au	200μ" Sn