



Features

- Formerly *JW.Miller* models
- Shielded construction
- Unit height of 5.9 mm
- Inductance range: 0.22 μ H to 10 μ H
- Current up to 45 A
- RoHS compliant*

Applications

- Input/output of DC/DC converters
- Power supplies for:
 - Portable communications equipment
 - Camcorders
 - LCD TVs
 - Car audio systems

PM12645S, PM12651S, PM13560S, PM13656S, PM13666S Series - Shielded Power Inductors

Electrical Specifications

Bourns Part No.	Inductance L (μ H)	I rms (A)	I sat (A)	DCR (m Ω) max.
PM12645S-1R2M-RC	1.20	27	49	3.3
PM12645S-1R8M-RC	1.80	21	40	4.7
PM12645S-2R7M-RC	2.70	17	32	7.3
PM12651S-R50M-RC	0.50	36	55	1.5
PM12651S-4R7M-RC	4.70	12	27	15.0
PM12651S-9R0M-RC	9.00	10	18	22.5
PM13560S-6R0M-RC	6.00	9.5	14	10.0
PM13560S-100M-RC	10.0	9	16	25.5
PM13656S-R22M-RC	0.22	45	80	1.0
PM13656S-R50M-RC	0.50	36	55	1.5
PM13666S-1R0M-RC	1.00	29	50	2.5

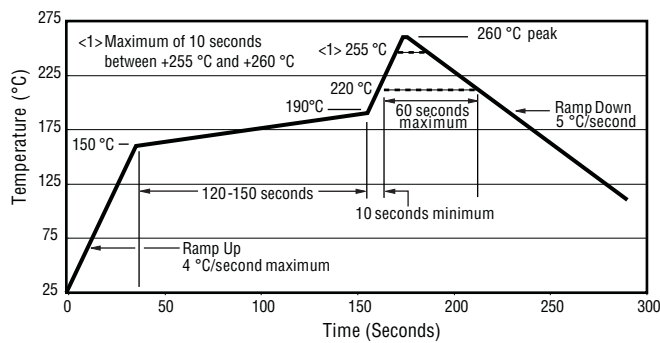
General Specifications

Test Voltage0.25 V
 Test Frequency 100 KHz
 Reflow Soldering 230 °C; 50 sec max.
 Operating Temperature
 -55 °C to +150 °C
 (Temperature rise included)
 Storage Temperature
 -55 °C to +150 °C
 Resistance to Soldering Heat
 +260 °C for 10 sec.

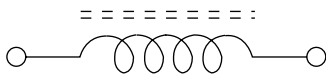
Materials

Core Iron
 Wire Enameled copper
 Terminal Cu/Sn
 Rated Current ... Ind. drops 20 % at I sat
 Temperature Rise 40 °C at rated I rms
 Packaging 500 pcs. per 13-inch reel

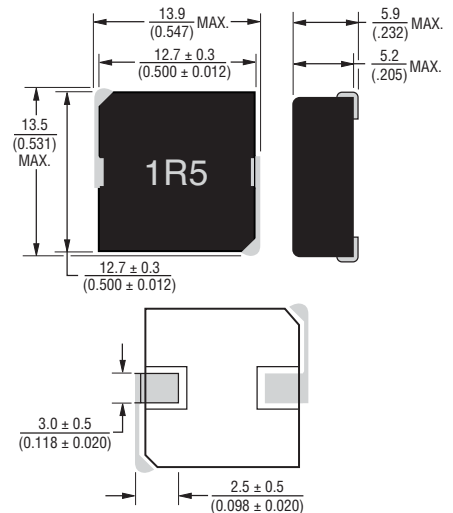
Soldering Profile



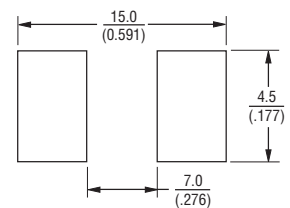
Electrical Schematic



Product Dimensions



Recommended Layout



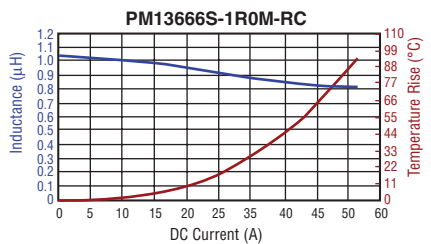
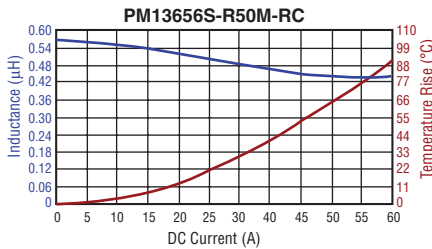
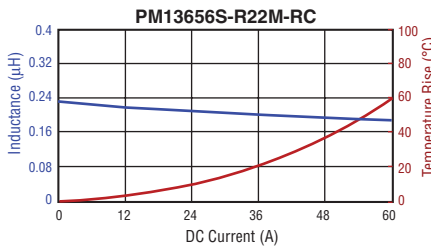
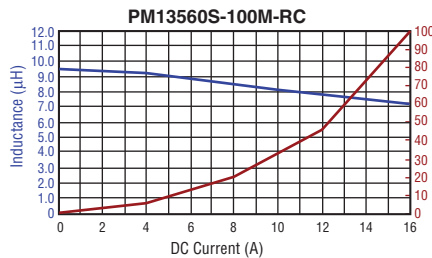
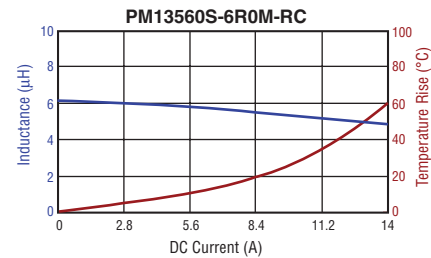
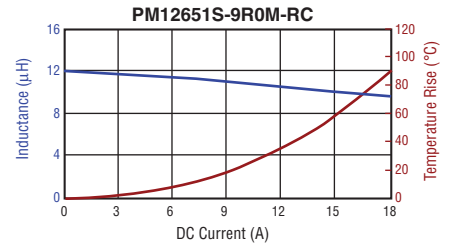
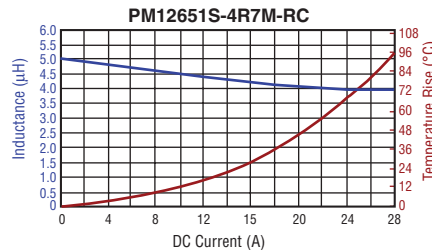
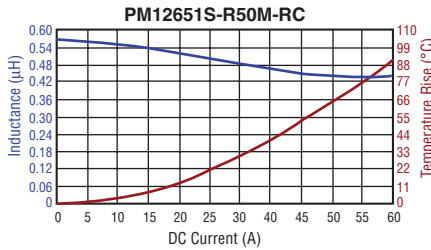
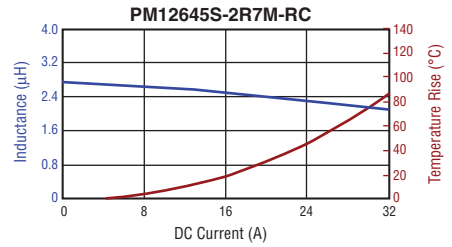
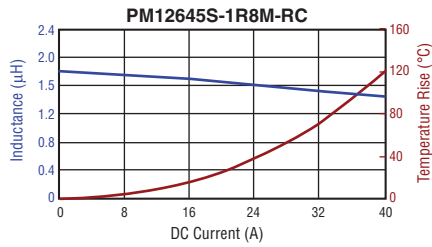
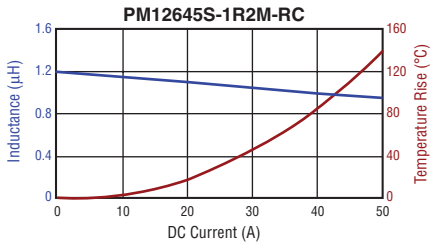
DIMENSIONS: $\frac{\text{MM}}{\text{(INCHES)}}$

*RoHS Directive 2002/95/EC Jan 27 2003 including Annex.
 Specifications are subject to change without notice.
 Customers should verify actual device performance in their specific applications

PM12645S, PM12651S, PM13560S, PM13656S, PM13666S Series - Shielded Power Inductors



L vs. I Charts

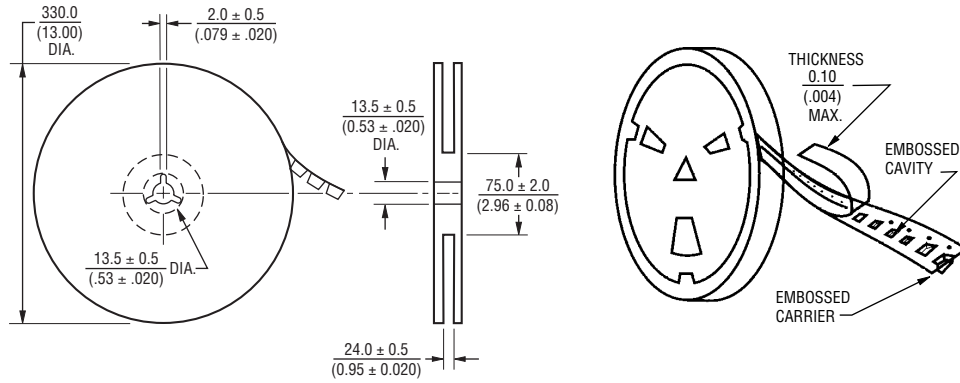


Specifications are subject to change without notice.
Customers should verify actual device performance in their specific applications

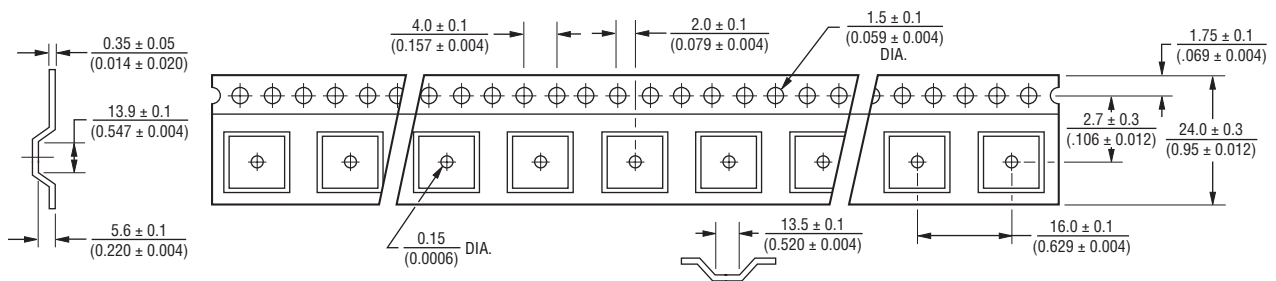
PM12645S, PM12651S, PM13560S, PM13656S, PM13666S Series -
Shielded Power Inductors

BOURNS®

Packaging Specifications



DIMENSIONS: $\frac{\text{MM}}{\text{(INCHES)}}$



REV. 10/08

Specifications are subject to change without notice.
Customers should verify actual device performance in their specific applications